

holzkraft®

WOOD WORKING MACHINES

holzstar®

WOOD WORKING MACHINES

FOR DIY ENTHUSIASTS AND

TRADE PROFESSIONALS



MAIN CATALOGUE 2019

OFFERS FOR TRADE CUSTOMERS

HOLZKRAFT/HOLZSTAR Standard woodworking machines

For trades, crafts and industry



Sales and service Germany in Hallstadt/Bamberg

Dear Customer,

There are many good reasons for taking a close look at this catalogue!

We have added some very useful new machines to the **HOLZKRAFT** product range to provide the right equipment for the full spectrum of woodworking applications. We chose these new manufacturers with greatest care, to do justice to our own quality standards.

A price comparison with equivalent and comparable products will give you the assurance that our **HOLZKRAFT/HOLZSTAR machines** are products that stand up to any comparison in terms of operating convenience, equipment level, quality, technology and value for money and are thus always a good buy.

Our **network of specialist dealers** ensures that you always have a local partner who guarantees the **best possible advice, support, and after-sales service**. And, of course, you can always rely on the **HOLZKRAFT/HOLZSTAR service team** with its own workshop and competent consultants to provide advice and hands-on support.

To cater to the various needs of users from trades and crafts, industry and training, **HOLZKRAFT/HOLZSTAR** offers a number of product ranges specially designed for these user groups:

Every year, some **60,000 woodworking machines** are built in standard joinery equipment product range. Each one of these machines is put through exacting quality checks.

Experience in designing, developing and manufacturing woodworking machines of all kinds is built into every single one of these machines; for our customers this translates to guaranteed efficiency and quality solutions.

All manufacturers are additionally **DIN ISO 9001** certified. This means that our customers can rely on the machines being designed as early as the development phase to fulfil the highest standards of operating efficiency in line with stringent international standards.





Of course, your HOLZKRAFT and HOLZSTAR specialist dealer also offers the following services:

Consultancy by application engineers

You can talk to specialists for competent and objective advice prior to your purchase.

Financing

We are always happy to submit a quotation for leasing tailored to your needs with moderate interest rates and manageable monthly instalments.

Introductory training

If so desired, we will install and commission the machine, and train you and your operating staff. Please ask us for a quotation.

Delivery

We delivery quickly to your premises at competitive rates.

service

Your specialist dealer offers advice and hands-on support. And you can call our telephone hotline is from Monday to Friday. We offer optimum on-site or bring-in machine service.

Product diversity

We offer a versatile program for any user – from hobby woodworkers to professionals. On top of this, we offer a variety of add-on parts and accessories.



Kilian Stürmer
Managing Directors



Robert Stürmer
Head of Group Sales



DISCOVER OUR PRODUCT VIDEOS NOW!



Are you familiar with our YouTube channel, Stürmer Maschinen GmbH?

You can view all of our product videos here, sorted by brand.

We always seek to offer you a **wide range and high quality selection of videos.**

Subscribe to our YouTube channel, to avoid missing any of the new videos: www.stma.de/youtube-en

Planing

Jointing/thicknessing planes

ADH 200	6
ADH 250	6
ADH 305	6
ADH 260	7
Neu ADH 26C (230 V / 400 V)	8
Neu ADH 31C (230 V / 400 V)	8
Neu ADH 26C (400 V)	8
Neu ADH 32 / ADH 41	10
Neu DH 330	11

Spindle moulder

Neu TF 170 E (230 V / 400 V)	12
TF 200 SE	13

Feeds

VSA 32	14
VSA 308	14
VSA 38 L / VSA 48 L	14
VSA 38 EL / VSA 48 EL	14
VSA 300 DC / VSA 400 DC	16
VSA 300 / VSA 400	16

Saws

Mitre saws with pull function

Neu KGZ 210 E / KGZ 255 E / KGZ 305 E	17
Neu KGZ 2540 Vario / KGZ 3050 Vario	18

Table saws

TKS 315 E	20
TKS 315 Pro (230 V / 400 V)	21
TKS 200 (230 V)	22
TKS 254 E (230 V / 400 V)	23
TKS 254 PRO	24
TKS 250 SC (230 V / 400 V)	25
FKS 250-1300 (230 V / 400 V)	26
FKS 315-1500 E	27
FKS 315-2000 E	28

Band saws

HBS 251 / HBS 351-2 (230 V)	30
HBS 400 / HBS 471 (230 V)	30
HBS 473 (400 V)	30



HBS 351	32
HBS 431	32
HBS 433	32
HBS 533	32
Saw bands	33
HBS 533 S	34
HBS 633 S	34
Jig saws	
DKS 502 Vario	36
DKS 530 Vario	37

Edge banding

KAG 4	38
Edge banding device accessories	
KF 6	40
KF 3	40
STA 80	40
KKG 30	41
KS	41
VK1	41
VS 1 / VS 2	41

Grinder & Sander

Wet-grinding system

NTS 200	42
NTS 255	42

Belt and disc sanders

BTS 150 / BTS 250	44
-------------------	----

Oscillating spindle grinding machine

OSS 100	46
OBSS 100	47

Belt and plate sanding machines

TS 301	48
BTS 200	48

Cylinder sanding machines

ZSM 405	49
---------	----

Edge milling machine

KSO 790 (230 V / 400 V)	50
KSO 750 (230 V / 400 V)	51
KSO 850 (230 V / 400 V)	51
KSO 1500 F	52
KSO 1500	53



KSO 150 M	54
KSO 150 F	54
KSO 150 FD	54
KSO 200 F	54

Extraction units

SAA 901	56
SAA 2001	56
SAA 2003	56
SAA 3001	56
SAA 3003	56

measuring tools and workpiece stops

Measuring tape TBM 5 x 19	57
Protractor WM 90-4	57

Raw air extraction units

ASA 1051 (230 V)	58
ASA 2401 (230 V)	58
ASA 2403 (400 V)	58
ASA 3303 (400 V)	58
ASA 4003 (400 V)	58
ASA 5403 (400 V)	58
ASA 11	60
ASA 21	60
ASA 31	60
ASA 41	60
ASA 51	60
ASA 61	60
ASA 11 AFB	61
ASA 21 AFB	61
ASA 31 AFB	61
ASA 41 AFB	61
ASA 51 AFB	61
ASA 61 AFB	61

Grinding table HDT 1500	62
Ambient air filtering system LFS 3	63



Extraction units

RLA 125 / RLA 125 M / RLA 125 PM	64
RLA 140 / RLA 140 M / RLA 140 PM	64
RLA 160 / RLA 160 M / RLA 160 PM	64
RLA 210 / RLA 210 M / RLA 210 PM	64

Accessories for extraction units

Lathes

DB 450	67
DB 900	68
DB 1100	68
DB 1202	70

Lathes accessories

Shop equipment

Material supports/Workbenches/Roller conveyors

MS 1 K / MS 1 K / MS 3 R	72
SB 1 / FAB 1 / TAB 1300	72
UMS 1 / SWT 100 / SRB 130	73

Universal workbench

UWT 3200	74
----------	----

carpenter's workbenches

HB 1401 / HB 1901 / HB 1701	75
HB 1601	76
HB 2007	76
HB 2010	76

Sanding benches

Neu MAT 200 H	78
Neu MAT 300 K	78

Wood splitting machines

Neu HSE 16-1100	82
Neu HSE 22-1100	82
Neu HSE 30-1100 Z	83
Neu HSE 5-520 KH	83

Conveyor belt

FB 4500	84
---------	----

Rocker circular saws

Neu HWSE 700K	85
Neu HWS 505 K / HS 505 K / HWS 720 K	86
Neu HWS 701 K / HWS 702 K /	87
Neu HWS 701 S / HWS 702 S	87
Neu HWSR 701 K / HWSR 702 K	88
Neu HWSR 701 Z K / HWSR 701 ZE K	89




Jointing/thickness planer

HOLZSTAR jointing and thickness planer ADH 200, ADH 250 and ADH 305

Compact, portable surface and thickness planer for DIY and professionals

- ▶ Ideal for mobile use thanks to small and compact design
- ▶ For angle joints (90°) and precise surface planing of solid wood boards, planks and slats
- ▶ Easy and precise adjustment of chip removal in precision thicknessing of up to 2 mm
- ▶ Automatic workpiece feed
- ▶ Rubberised intake and discharge rollers are gentle on the surface during thicknessing
- ▶ Infinitely pivoting aluminium jointing stop from 0° to 45°
- ▶ Jointing table made of milled cast aluminium
- ▶ Blade shaft with 2 HSS planing knives
- ▶ Powerful 230 volt, 1.5 kW motor
- ▶ Pluggable chip extraction hood



The aluminium jointing stop pivots continuously through 45°. The preset angle can be read off on a scale. (Fig. shows ADH 250)



ADH 200
Includes integrated extraction unit and chip catchment sack as standard



ADH 200
Converted to thickness plane



The planer knives are covered by a guard with a practical quick clamping mechanism. The desired chip removal can be set via a convenient hand crank for thickness planing of up to 2 mm. Easy to read off on the scale (fig. shows ADH 250).



ADH 250
Features an integrated storage compartment



ADH 305
Features an integrated storage compartment



In the case of the ADH 250 and ADH 305, an integrated storage compartment provides storage space. This means that you can take, e.g., small operating tools with you in a space saving way.

Model	ADH 200	ADH 250	ADH 305
Art. no.	5905200	5905250	5905305

Technical specifications	ADH 200	ADH 250	ADH 305
Max. planing width	204 mm	254 mm	305 mm
Min./max. working height	5 / 120 mm	6 / 160 mm	6 / 160 mm
Max. material removal	2 mm	2 mm	2 mm
Number of planing knives	2	2	2
Planing shaft Ø	50 mm	50 mm	50 mm
Feed speed	7 m/min	7 m/min	7 m/min
Speed	8 500 rpm	8 500 rpm	9 500 rpm
Motor output	1.5 kW	1.5 kW	1.8 kW
Electrical connection	230 V / 50 Hz	230 V / 50 Hz	230 V / 50 Hz
Dimensions (LxW) jointing table	737 x 210 mm	1050 x 260 mm	1075 x 310 mm
Dimensions (LxW) thicknessing table	255 x 204 mm	450 x 254 mm	500 x 305 mm
Rip fence	590 x 102 mm	610 x 122 mm	610 x 127 mm
Extraction port Ø	58 mm	80 mm	100 mm
Weight	29 kg	40 kg	42 kg
Dimensions (L x W x H)	790 x 470 x 465 mm	1 105 x 550 x 570 mm	1 135 x 600 x 570 mm

Accessories	Art. no.
Universal workbench UWT 3200	5900020
Replacement planing knives ADH 200 (PU 2 pc.)	5915200
Replacement planing knives ADH 250 (PU 2 pc.)	5915250
Replacement planing knives ADH 305 (PU 2 pc.)	5915300
Replacement filter bag ADH 200	5915201
Reducing socket Ø60/100	5142427
Reducing socket Ø80/100	5142421



HOLZSTAR jointing/thickness planer ADH 260

For workpieces with a thickness of up to 260 mm Includes substructure.

- ▶ Space-saving, ideal for DIY enthusiasts and hobbyists
- ▶ For angle joints (90°) and precise surface planing of solid wood boards, planks and slats
- ▶ Easy and precise adjustment of chip removal in precision thicknessing of up to 3 mm
- ▶ Automatic workpiece feed (5 m/min) A rubberised discharge roller is gentle on the surface in thicknessing operations
- ▶ Easily-adjustable aluminium jointing stop, pivots from 90° to +45°
- ▶ Generously dimensioned jointing table made of ribbed cast aluminium
- ▶ Blade shaft with 2 HSS planing knives
- ▶ Large grey cast iron thicknessing table with polished surface, 4x bearings
- ▶ Emergency stop switch
- ▶ Powerful 230 volt, 2.0 kW motor
- ▶ Integrated, pluggable chip extraction hood



Incl. carriage

Easy and convenient table height adjustment thanks to handwheel

The pluggable extraction hood is used for both jointing and thickness planing



ADH 260
Converted to thickness planing

Model	ADH 260
Art. no.	5903260
Technical specifications	
Dimensions (LxW) jointing table	1 030 x 280 mm
Dimensions (LxW) thicknessing table	260 x 400 mm
Max. working width	260 mm
min./max. workpiece height	4 / 160 mm
Max. material removal	3 mm
Planing shaft Ø	63 mm
Number of planing knives	2
Planing shaft speed	6 500 rpm
Feed speed	5 m/min
Motor output	2.0 kW
Electrical connection	230 V / 50 Hz
Extraction port Ø	120 mm
Weight	66 kg


Scope of delivery:

- › Blade shaft with 2 HSS planing knives
- › Plane setting gauge
- › Machine base with wheeled chassis

Accessories

Replacement planing knife set (2 pcs.) 5913260

Art. no.




The spring mounted intake rollers prevent indentations on the wood. The thicknessing table is guided on four columns.



Automatic, uniform feed with anti-kickback device. The geared infed roller guarantees a constant wood feed speed.



The planing knives are adjusted via the enclosed planing knife setting gauge.



The aluminium jointing stop is pivoted continuously through 45°. The preset angle can conveniently be read off on a scale.



The factory standard chassis with two steering rollers ensures ease of transport. To move the machine, simply step on the chassis bar, which moves the rollers down. The chassis is then returned to its original position by a spring-loaded bar.

Jointing/thickness planer

HOLZSTAR jointing/thickness planer series ADH

The ideal tool for DIY enthusiasts and hobbyists

- ▶ For angle joints (90°) and precise surface planing of solid wood boards, planks and slats
- ▶ Easy and precise adjustment of chip removal in precision thicknessing
- ▶ Automatic workpiece feed
- ▶ A rubberised discharge roller is gentle on the surface in thicknessing operations
- ▶ Easily-adjustable aluminium jointing stop, pivots from 90° to +45°
- ▶ Generously dimensioned jointing table made of ribbed cast aluminium
- ▶ Large grey cast iron thicknessing table with polished surface
- ▶ Integrated, folding swarf extraction hood



Simultaneous opening of the jointing tables

Jointing tables fold up simultaneously with spring support for fast and easy conversion to thickness planing within seconds

Static extraction hood

- ▶ Thanks to the static extraction hood, there is no need to unplug and reconnect the extraction hose on retooling.
- ▶ Time-saving

- ▶ Table height adjustment is easy and convenient thanks to the hand wheel


ADH 26C
Converted to
thickness planing

Model	ADH 26C (230 V)	ADH 26C (400 V)	ADH 31C (230 V)	ADH 31C (400 V)	ADH 41C (400 V)
Art. no.	5904026	5904027	5904031	5904032	5904041

Technical specifications	ADH 26C (230 V)	ADH 26C (400 V)	ADH 31C (230 V)	ADH 31C (400 V)	ADH 41C (400 V)
Dimension (L x W) planing table	1 120 x 275 mm	1 120 x 275 mm	1 295 x 325 mm	1 295 x 325 mm	1 640 x 425 mm
Dimension (L x W) thicknessing table	545 x 258 mm	545 x 258 mm	545 x 308 mm	545 x 308 mm	600 x 408 mm
Max. planing width	258 mm	258 mm	308 mm	308 mm	408 mm
Working height	830 mm	830 mm	850 mm	850 mm	850 mm
Working height thicknessing min./max.	5 – 225 mm	5 – 225 mm	5 – 225 mm	5 – 225 mm	5 – 225 mm
Max. material removal	3 mm	3 mm	3 mm	3 mm	3 mm
Planing shafts-Ø	70 mm	70 mm	70 mm	70 mm	70 mm
Number of planing knives	3	3	3	3	3
Planing shaft speed	5 200 rpm	5 200 rpm	5 200 rpm	5 200 rpm	5 200 rpm
Feed speed	5.5 m/min	5.5 m/min	7 m/min	7 m/min	7 m/min
Motor output	1.7 kW	1.7 kW	2.2 kW	2.2 kW	3 kW
Electrical connection	230 V / 50 Hz	400 V / 50 Hz	230 V / 50 Hz	400 V / 50 Hz	400 V / 50 Hz
Extraction port Ø	100 mm	100 mm	100 mm	100 mm	100 mm
Dimensions (L x W x H)	1 120 x 630 x 960 mm	1 120 x 630 x 960 mm	1 300 x 720 x 1 010 mm	1 300 x 720 x 1 010 mm	1 620 x 920 x 1 010 mm
Weight	170 kg	170 kg	210 kg	210 kg	260 kg



ADH 31C




The integrated extraction port ensures a free view during jointing/planing.



Thickening table adjustment via hand wheel, scale and numeric display



Adjustment of chip removal via control lever



ADH 41C

Accessories ADH 26C	Art. no.
Replacement planing knife set (3 pcs.)	5914026
Accessories ADH 31C	Art. no.
Replacement planing knife set (3 pcs.)	5914031
Accessories ADH 41C	Art. no.
Replacement planing knife set (3 pcs.)	5914041


Jointing/thickness planer

New

HOLZSTAR jointing/thickness planer ADH 32 and ADH 41 For surface planing of solid wood boards, planks and slats




Optional slot mortising unit



Precision-borne blade planing shaft with reversible blades and toothed steel feed roller for uniform and constant feeding of the wood



Large grey cast iron thickening table with polished surface



Planing shaft cover for safe working

- ▶ Premium workmanship and ergonomic design
- ▶ Thickening plane for precisely planar, angled planing of smooth surfaces
- ▶ Thickening table with central column guide, additional guide and mechanical counter (precision 0.1 mm)
- ▶ Robust professional planing stop swivels from 90° - 45°
- ▶ Space-saving lateral guide on planing stop
- ▶ Generously dimensioned planing table with ground surface
- ▶ Planing tables fold back and are thus not in the way during thickening
- ▶ Lockable emergency stop switch



Special equipment ADH 32

- ▶ Precision-borne 3-blade planing shaft with reversible blades

Special equipment ADH 41

- ▶ Precision-borne 4-blade planing shaft with reversible blades
- ▶ Adjustable thickening table rollers for optimal transport of the workpiece

Scope of delivery:

- > Reversible planing blades fitted
- > Incl. professional, lateral planing stop

Model	New ADH 32	New ADH 41
Art. no.	5940032	5940041
€ plus VAT		

Technical data jointer

Max. working width	320 mm	410 mm
Max. material removal	5 mm	5 mm
Dimensions of planing table (L x W)	1 500 x 320 mm	1 800 x 410 mm
Working height of planing table	850 mm	850 mm
Dimensions of planing stop (L x W)	1 100 x 155 mm	1 100 x 155 mm
Angle of planing stop	0 - 45°	0 - 45°

Technical data thicknessing plane

Max. working width	316 mm	406 mm
Max. material removal	4 mm	4 mm
Feed speed	8 m/min	8 m/min
Dimensions of thickening table (L x W)	700 x 316 mm	700 x 406 mm
min. / max. thickening passage	4 / 225 mm	4 / 225 mm

General technical data	ADH 32	ADH 41
Planing shaft diameter	100 mm	100 mm
Number of planing blades	3 units	4 units
Extraction port Ø	120 mm	120 mm
Planing shaft speed	4 600 rpm	4 600 rpm
Motor output S6	4.0kW 400V/50Hz/3Ph	5.5kW 400V/50Hz/3Ph
Weight	360 kg	420 kg
Dimensions (L x W x H)	1 500 x 650 x 1 000 mm	1 800 x 740 x 1 000 mm

Technical data slot mortising unit (optional)

Table size	370 x 250 mm	500 x 300 mm
Lateral stroke	160 mm	250 mm
Longitudinal stroke	160 mm	210 mm
Vertical stroke	120 mm	160 mm
Weight	68 kg	96 kg

New

HOLZSTAR thickness planer DH 330 – portable thickness planer with 330 mm planing width

- ▶ Ideal for mobile use thanks to small, lightweight and compact design
- ▶ Robust welded steel design with stable cast worktop
- ▶ For processing solid wood
- ▶ Easy and precise adjustment of material removal with mechanical display
- ▶ Powerful motor with overcurrent protection and restart safeguard
- ▶ Easy and precise height adjustment with crank and clear-cut scale
- ▶ Fold-away feed and discharge tables with rollers for long workpieces
- ▶ With mains cable holder below the discharge table
- ▶ Integrated extraction funnel Ø 58 mm
- ▶ Extraction adapter to Ø 100 mm included in scope of delivery
- ▶ Four holes Ø 10 mm in machine base for fastening on workbenches



Scope of delivery DH 330:

- > Crank
- > Extraction funnel
- > Extraction adapter
- > 2 magnets for blade change
- > Allen key

Model	DH 330
Art. no.	5904330
	449.00

Technical specifications	
Max. planing width	330 mm
Dimension (L x W) thickening table	235 x 330 mm
Working height	152 mm
Max. material removal	2.8 mm
Planing shafts-Ø	50 mm
Number of planing knives	2
Planing shaft speed	8 500 rpm
Feed speed	6 m/min.
Motor output	1 500 W
Electrical connection	230 V / 50 Hz
Extraction port Ø	52.5 / 64.5 / 101 mm
Sound pressure level Lp	85 dB
Dimensions (L x W x H)	640 x 585 x 490 mm
Weight	33 kg



Mechanical material removal display



Space-saving design – length only 640 mm with tables folded out



Small footprint with tables folded in, and thus easily stored



Easy to transport and thus ideal for mobile use




Height adjustment via crank and scale

Accessories DH 330	Art. no.
Replacement planing knife set (2 pcs.)	5915330


Spindle moulder

HOLZSTAR spindle moulder TF 170 E – with aluminium sliding carriage and rigid milling spindle

- ▶ With aluminium slide and rigid milling spindle
- ▶ Easy action sliding carriage for precise workpiece guidance
- ▶ Milling stop with finely adjustable aluminium stops
- ▶ Fast and easy speed change thanks to multiple V belt
- ▶ Large work area with torsion-free grey cast iron bed
- ▶ Grey cast iron milling unit
- ▶ Hold-down unit for precise workpiece guidance



Milling spindle with 80 mm usable length and 30 mm diameter



Continuously adjustable angle stop



Handwheel for height adjustment Safety device in scope of delivery

Scope of delivery:

- > Chassis
- > Spindle protection
- > Milling stop
- > Milling spindle with collet chuck

New


Model	TF 170 E (230 V)	TF 170 E (400 V)
Art. no.	5901917	5901918

Technical specifications	TF 170 E (230 V)	TF 170 E (400 V)
Dimensions of alum. sliding carriage	218 x 1 000 mm	218 x 1 000 mm
Bed (L x W)	600 x 400 mm	600 x 400 mm
Table height	850 mm	850 mm
Usable spindle length	80 mm	80 mm
Milling spindle stroke	105 mm	105 mm
Tool Ø max. retractable	160 mm	160 mm
Milling spindle Ø	30 mm	30 mm
Spindle speed	1 400/4 000/6 000/9 000 rpm	1 400/4 000/6 000/9 000 rpm
Electrical connection	230 V	400 V
Motor output	1.5 kW	1.5 kW
Extraction port Ø	100 mm	100 mm
Working height	870 mm	870 mm
Dimensions (L x W x H)	1 000 x 950 x 1 170 mm	1 000 x 950 x 1 170 mm
Weight	96 kg	96 kg


HOLZSTAR spindle moulder TF 200 SE

Spindle moulder with aluminium sliding carriage and pivoting milling spindle


- ▶ Easy action sliding carriage for precise workpiece guidance
- ▶ Milling stop with finely adjustable aluminium stops
- ▶ Fast and easy speed change thanks to multiple V belt
- ▶ Large work area thanks to solid, torsion-free grey cast iron table
- ▶ Generously dimensioned milling machine made of grey cast iron, pivots from +5 to -45°
- ▶ Selector switch for CW or CCW run of the milling spindle
- ▶ Milling spindle pivots away to the rear for optional use of a feed device, maximum safety, and a cleaning milled finish
- ▶ Hold-down unit for precise workpiece guidance
- ▶ Delivery table available as an accessory



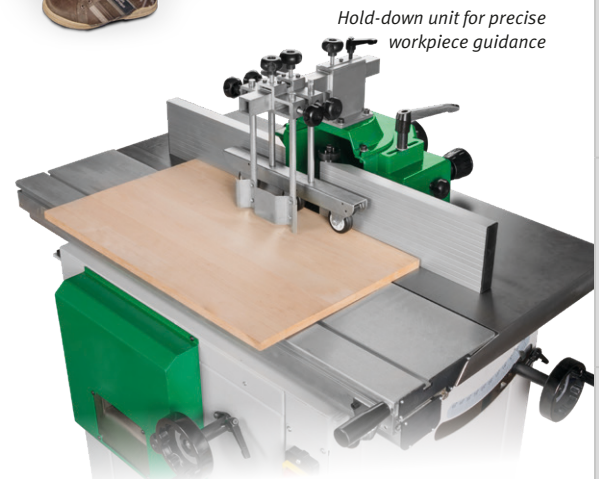
Milling spindle pivots away to the rear for optional use of a feed device, maximum safety, and a cleaning milled finish



Milling stop with finely adjustable aluminium stops



Fast and easy speed change thanks to multiple V belt



Hold-down unit for precise workpiece guidance

Scope of delivery:

- > Mitre stop
- > Hold-down device
- > Milling guard hood

Model	TF 200 SE
Art. no.	5902000
Technical specifications	
Dimensions of alum. sliding carriage	1 000 x 240 mm
Usable spindle length	100 mm
Spindle angle	5° to -45°
Tool Ø max. retractable	180 mm
Milling spindle Ø	30 mm
Spindle speed	1 800 / 3 000 / 6 000 / 9 000 rpm
Electrical connection	400 V / 50 Hz
Motor output	2.8 kW
Extraction port Ø	100 mm
Working height	900 mm
Dimensions (L x W x H)	1 000 x 850 x 1 200 mm
Weight	218 kg



Accessories	Art. no.
Delivery table for TF 200 SE	5912000

Feeds

Feed units VSA – Quality from the world's largest manufacturer

- ▶ Uniform speed feed without losing power
- ▶ Metal gears with hardened gear wheels
- ▶ Clockwise/Anti-clockwise run

- ▶ Powerful motors
- ▶ Durable PU feed rollers
- ▶ Tripod with extended boom as standard on all feed units

- ▶ Individually pivoting and adjustable for horizontal and vertical use
- ▶ With counter



- ▶ All feed units with counter for height adjustment as standard (except VSA 32, VSA 308, VSA 38 EL and VSA 48 EL)



- ▶ Improved quick clamping lever (except VSA 38 EL and VSA 48 EL)



- ▶ With particularly rugged and solid tripod clamping for maximum stability in daily use (VSA 38 L / 48 L)

VSA 32

- ▶ Three feed rollers
- ▶ Four speeds
- ▶ Max. throat: 300 mm
- ▶ 180 W / 400 V



VSA 308

- ▶ Three feed rollers
- ▶ Eight speeds
- ▶ Max. throat: 500 mm
- ▶ 370 W / 400 V



VSA 308
Recommended for spindle milling machine
HOLZKRAFT minimax t 45c

Model	VSA 32	VSA 308	VSA 38 L	VSA 48 L	VSA 38 EL	VSA 48 EL
Art. no.	5111000	5113000	5114500	5115500	5114501	5115501


Technical specifications	VSA 32	VSA 308	VSA 38 L	VSA 48 L	VSA 38 EL	VSA 48 EL
Rollers	3	3	3	4	3	4
Speeds	4	8	8	8	8	8
Max. throat	300 mm	500 mm	1 050 mm	1 050 mm	1 050 mm	1 050 mm
Feed rollers	3	3	3	4	3	4
Roller diameter	80 mm	100 mm	120 mm	120 mm	120 mm	120 mm
Roller width	30 mm	50 mm	60 mm	60 mm	60 mm	60 mm
Spring stroke of rollers	12 mm	20 mm	25 mm	25 mm	25 mm	25 mm
Speeds	5/6.5/8/11 m/min	2.9/4.5/5.8/7.5/9/11.5/15/23 m/min	2/4/5.5/6.7/11/12/15/30 m/min	2/4/5.5/6.7/11/13/16.5/33 m/min	2/4/5/6/10/12/15/30 m/min.	2/4/5/6/10/13/16.5/33 m/min.
Motor output 50 Hz	0.18 kW/ 400 V	0.38 kW/ 400 V	0.75 kW/ 400 V	0.75 kW/ 400 V	0.75 kW/ 400 V	0.75 kW/ 400 V
Weight	34 kg	49 kg	65 kg	70 kg	65 kg	70 kg



▶ CW/CCW run with two speeds as standard




▶ Two speeds via two-speed gearbox (VSA 38EL / 38L / 48EL / 48L)



▶ Four additional speeds through change gearbox

VSA 38 L

- ▶ Three feed rollers
- ▶ Eight speeds
- ▶ 750 W / 400 V
- ▶ 2-speed gearbox
- ▶ Metal housing



VSA 38 L/EL

Recommended for spindle milling machine HOLZKRAFT minimax t 45c / t 45c LL / tw 45c / twf 45c


VSA 38 EL

- ▶ Three feed rollers
- ▶ Eight speeds
- ▶ 750 W / 400 V
- ▶ 2-speed gearbox
- ▶ Metal housing



VSA 48 L

- ▶ Four feed rollers
- ▶ Eight speeds
- ▶ 750 W / 400 V
- ▶ 2-speed gearbox
- ▶ Metal housing



VSA 48 L/EL

Recommended for spindle milling machine HOLZKRAFT minimax tw 55es

VSA 48 EL

- ▶ Four feed rollers
- ▶ Eight speeds
- ▶ 750 W / 400 V
- ▶ 2-speed gearbox
- ▶ Metal housing



Replacement rollers for feed units	Art. no.
Ø 80 mm (width 30 mm) for VSA 32	5111089
Ø 100 mm (width 48 mm) for VSA 308	5113054
Ø 120 mm (width 60 mm) for VSA 38L/48L/68L	5114059
Ø 120 mm (width 60 mm) without rim, PU only	5114061
Assembly VSA pivot unit without electrical connection	5110103



▶ Pivoting unit




▶ Individual setting options in horizontal and vertical position for optimal feed

Feed units VSA 300 / VSA 400 with continuous speed control

- ▶ For horizontal and vertical use
- ▶ Continuous feed speed – also possible under load
- ▶ CW/CCW run as standard

- ▶ Pivots out quickly and easily thanks to **MEMO-LOCK system**
- ▶ Fast adjustment 90°/180° through **AUTO-LOCK system**


- ▶ Durable polyurethane feed rollers
- ▶ Tripod with extended boom as standard
- ▶ Metal housing



VSA 300 DC



VSA 300 with tripod as standard



VSA 400 DC




VSA 400 with tripod as standard

Height adjustment via rack

Model	VSA 300 DC	VSA 400 DC	VSA 300	VSA 400
Art. no.	5110303	5110403	5116300	5116400
Technical specifications				
Max. throat	1 050 mm	1 050 mm	1 050 mm	1 050 mm
Feed rollers	3 pcs.	4 pcs.	3 pcs.	4 pcs.
Roller diameter	120 mm	120 mm	120 mm	120 mm
Roller width	60 mm	60 mm	2 x 25 mm	2 x 25 mm
Spring stroke of rollers	18 mm	18 mm	20 mm	20 mm
Speeds	2 - 22 m/min	2 - 22 m/min	2 - 17 m/min	2 - 17 m/min
Number of gears	Continuously variable	Continuously variable	Continuously variable	Continuously variable
Motor output 50 Hz	375 Watt/400 V	375 Watt/400 V	0.56 kW/ 400 V	0.56 kW/ 400 V
Weight	64.5 kg	67.5 kg	82 kg	91 kg



- With clockwise/anti-clockwise rotation
- Easy adjustment thanks to convenient tripod 90°/180° with AUTO-LOCK system



Replacement rollers for feed units	Art. no.
Ø 120 mm (width 25 mm) for VSA 300/400	5116312
Ø 120 mm for VSA 300 DC/400 DC	5114064

Mitre saws with pull function

HOLZSTAR series KGZ E –

Mitre saw with pull function – for versatile and mobile use

- ▶ Features soft start (only KGZ 305 E)
- ▶ Base plate and rotating platen made of die cast aluminium, compact, rugged and easy to transport at the same time
- ▶ Laser projection on the workpiece for precise control of the cutting position
- ▶ Infinitely adjustable double mitre and double angle
- ▶ Adjustable stop rails and laterally extendable support aids for longer workpieces
- ▶ 2x adjustable cutting depth limiter
- ▶ With pull function for an extended cutting range
- ▶ With C-clamp and clamping device as factory standard to safely hold the workpiece
- ▶ Extraction duct for a dust collection bag or connecting an external extraction unit



2x adjustable cutting depth limiter



Extendable stop rails right and left



Laser projection on the workpiece for precise control of the cutting position

Scope of delivery:

- > C-clamp
- > Clamping device
- > Dust-collection bag
- > Saw blade


New

New

Model	KGZ 210 E	KGZ 255 E	KGZ 305 E
Art. no.	5702210	5702255	5702305

Technical specifications	KGZ 210 E	KGZ 255 E	KGZ 305 E
Motor output	1.5 kW	1.8 kW	2.0 kW
Electrical connection	230 V / 50 Hz	230 V / 50 Hz	230 V / 50 Hz
Saw blade speed	4 500 rpm	5 000 rpm	4 500 rpm
Saw blade Ø	210 mm	255 mm	305 mm
Cutting capacity for angle/mitre (height x width)			
At 0°/0°	70 x 220 mm	90 x 315 mm	100 x 340 mm
At 45°/0° left	70 x 155 mm	90 x 215 mm	40 x 340 mm
At 45°/0° right	35 x 220 mm	40 x 315 mm	40 x 340 mm
At 0°/45° left	70 x 155 mm	90 x 215 mm	100 x 240 mm
At 45°/45° left	35 x 155 mm	40 x 215 mm	40 x 240 mm
At 45°/45° right	35 x 155 mm	40 x 215 mm	40 x 240 mm
Weight	10.5 kg	17 kg	23 kg
Dimensions (L x W x H)	650 x 450 x 430 mm	900 x 550 x 430 mm	835 x 570 x 790 mm

Double angle



- ▶ With double angle and double mitre as a factory standard

Mitre saws

New

HOLZKRAFT KGZ Vario – Mitre saw with pull function.

Mobile and versatile in use; designed for precision and safety

- ▶ Features soft start
- ▶ Variable rotational speed
- ▶ Base plate and rotating platen made of die cast aluminium, compact, rugged and easy to transport at the same time
- ▶ Latching positions in rotating platen
- ▶ With 31.6° latching position, tailored for cutting ceiling trims
- ▶ With double angle and mitre as a factory standard
- ▶ Extension of workpiece mounting surface on both sides with folding stops for repetitive work
- ▶ With chip catchment bag as a factory standard
- ▶ Easy and fast saw blade change
- ▶ Granular angle adjustment
- ▶ Adjustable and tall workpiece stops made of aluminium
- ▶ Screw clamp for safe workpiece fixing
- ▶ Also suitable for cutting cornice profiles



KGZ 2540 Vario



KGZ 3050 Vario

Scope of supply KGZ 2540 Vario:

- >Material clamp
- >Chip catchment bag
- >Tools
- >HM-saw blade 250 x 3.2 x 2.2 x 30 mm, T60

Scope of supply KGZ 3050 Vario:

- >Material clamp
- >Chip catchment bag
- >Tools
- >HM-saw blade 305 x 2.6 x 1.8 x 30 mm, T60


Available from
11/2018

Available from
10/2018

Model	KGZ 2540 Vario	KGZ 3050 Vario
Art. no.	5701254	5701315
Technical specifications		
Supply voltage	230 V / 50 Hz	230 V / 50 Hz
Motor output S6	1 600 W	1 600 W
Saw blade speed	2 000-4 000 rpm	2 000-4 000 rpm
Saw blade Ø	254 x 2.6 x 1.8 x 30 mm	305 x 2.6 x 1.8 x 30 mm
Cable length	3.4 m	3.4 m
Latching positions in rotating platen	50° left and right	50° left and right
Cutting capacity for angle/mitre		
Cutting capacity at 0° inclination / 0° mitre	64 x 318 mm	100 x 305 mm
Cutting capacity at -45° inclination / 0° mitre	41 x 318 mm	64 x 305 mm
Cutting capacity at +45° inclination / 0° mitre	25 x 318 mm	44 x 305 mm
Cutting capacity at 0° inclination / -45° mitre	64 x 222 mm	100 x 215 mm
Cutting capacity at 0° inclination / +45° mitre	64 x 222 mm	100 x 215 mm
Dimensions (L x W x H)	595 x 825 x 696 mm	595 x 800 x 710 mm
Weight	21.6 kg	23 kg

New

Double angle



With double angle and double mitre as a factory standard




KGZ 3050 Vario
Folding stops for series production work



Extensible stop rails



Convenient adjustment of the mitre and head tilt directly from the front of the table



Stop for cutting depth limitation



With laser as factory standard



Space saving design

Accessories	Art. no.
HM saw blade Ø250 x 3.2 x 2.2 x 30 mm, T60 AT for solid wood and panel materials	5262510
HM saw blade Ø250 x 3.2 x 2.5 x 30 mm, T60 TF for NF metals and plastic sections	5262511
HM saw blade Ø305 x 2.6 x 1.8 x 30 mm, T60 AT for solid wood and panel materials	5260306
HM saw blade Ø305 x 2.6 x 1.8 x 30 mm, T60 TF for NF metals and plastic sections	5260310
Universal workbench UWT 3200	5900020



Universal workbench UWT 3200

Accessories see p. 27

Planing
Spindle moulder
Feeds
Saws
Edge banding
Grinders & Sanders
Extraction units
Lathes
Shop equipment
Wood splitting machines

Table saws

HOLZSTAR table saw TKS 315 E – For universal deployment


- ▶ Generously dimensioned steel machine table, galvanized as a factory standard to prevent corrosion
- ▶ Saw blade pivots from 0° to 45°; adjustable without tools via star handle bolts

- ▶ Saw blade height adjustment via handwheel and scale
- ▶ Large aluminium rip fence with eccentric quick release

- ▶ Easy to move thanks to integrated chassis with transport rollers and folding handles
- ▶ Scope of supply incl. carbide saw blade Ø 315 mm / T24
- ▶ Machine not preassembled



Sliding carriage with ball-bearings, infinitely adjustable from -45° to +45° with quick release lever



Easy and precise setting of the rip fence via scale with eccentric quick coupling



The rip fence is designed for peeling boards, rip cutting, bevelling, and angled cutting

Easy height and tilt adjustment of the sawing unit with a simple hand wheel and star wheel bolts

Easy to move thanks to integrated chassis with transport rollers and folding handles

TKS 315 E
Figure shows factory standard table extension, sliding carriage with mitre stop and second aluminium stop

Scope of delivery:

- › Chassis
- › Sliding carriage
- › Table width/length extension
- › Rip fence
- › Carbide saw blade Ø 315 mm / T24
- › Saw blade protective hood with extraction hose



Model	TKS 315 E (230 V)	TKS 315 E (400 V)
Art. no.	5903315	5903316
Technical specifications		
Max. saw blade Ø	315 mm	315 mm
Max. cutting height 90°/45°	83 / 60 mm	83 / 60 mm
Saw blade angle	90° - 45°	90° - 45°
Table dimensions	800 x 550 mm	800 x 550 mm
Table height	800 mm	800 mm
Speed	2 800 rpm	2 800 rpm
Motor output	2 kW	2.8 kW
Electrical connection	230 V / 50 Hz	400 V / 50 Hz
Extraction port Ø	top: 38 mm/bottom: 100 mm	top: 38 mm/bottom: 100 mm
Weight	53 kg	53 kg

HOLZSTAR table saw TKS 315 Pro – premium and precise table saw for universal deployment


- ▶ Generously dimensioned steel machine table, galvanized as a factory standard to prevent corrosion
- ▶ The factory standard table length extension can also be fitted on the right as a table width extension.
- ▶ Saw blade pivots from 0° to 45°, precisely and easily adjustable to a single degree of accuracy via handwheel and scale
- ▶ Large central extraction duct Ø 100 mm
- ▶ Saw blade height adjustment also via handwheel from the operator side
- ▶ The stable sawing unit mounts at the front and rear allow for precise cutting
- ▶ Powerful industrial motor with brake; designed for continuous operation
- ▶ Thanks to the powerful motor, hardwood can be processed with ease
- ▶ Incl. saw blade protective hood with integrated extraction duct
- ▶ Easy to move thanks to integrated chassis with transport rollers and folding handles
- ▶ Locking switch/connector combination
- ▶ The folding feet and fast release screws allow fast and easy folding of the machine for transport or space-saving storage



The rip fence is designed for peeling boards, rip cutting, bevelling, and angled cutting



The rip fence with eccentric quick release can be precisely and easily adjusted thanks to the scale



Features precise, easy-action height and angle adjustment of the sawing unit thanks to easy to use handwheels



Ball-bearing mounted sliding carriage with mitre stop, continuously adjustable from -45° to +45° with quick release lever

TKS 315 Pro (400 V)
Figure with table width extension and aluminium profile on mitre stop (not included)



Scope of delivery:


- › Chassis
- › Sliding carriage
- › Table extension
- › Rip fence
- › Carbide saw blade Ø 315 mm / 36 T
- › Saw blade protective hood with extraction hose
- › Mitre stop without aluminium profile (profile available as accessory)

Model	TKS 315 Pro (230 V)	TKS 315 Pro (400 V)
Art. no.	5903251	5903253
Technical specifications		
Max. saw blade Ø	315 mm	315 mm
Max. cutting height 90°/45°	90 / 50 mm	90 / 50 mm
Saw blade angle	90° - 45°	90° - 45°
Table dimensions (L x W)	800 x 550 mm	800 x 550 mm
Table height	810 mm	810 mm
Speed	2 800 rpm	2 800 rpm
Motor output	2.2 kW	2.8 kW
Electrical connection	230 V / 50 Hz	400 V/50 Hz
Extraction port Ø	top: 38 mm/bottom: 100 mm	top: 38 mm/bottom: 100 mm
Net weight	44 kg	44 kg
Dimensions (L x W x H)	2 000 x 1 360 x 1 000 mm	2 000 x 1 360 x 1 000 mm

Table saws

HOLZSTAR table saw TKS 200 – machine for DIY enthusiasts with a maximum cutting depth of 60 mm. Fantastic value for money.

- ▶ Generously dimensioned steel machine table, galvanized as a factory standard to prevent corrosion
- ▶ Saw blade pivots from 90° to -45° **anticlockwise**, precise, single-degree accuracy and easily adjustable via hand wheel and scale
- ▶ Large central extraction duct Ø 100 mm
- ▶ The stable sawing unit mounts at the front and rear allow for precise cutting
- ▶ Saw blade height adjustment also via handwheel from the operator side
- ▶ Equipped with a powerful motor and thermal overload protection
- ▶ Incl. saw blade protective hood with integrated extraction duct
- ▶ Table width extension as standard





Continuously adjustable angle stop from -45° to 45°



Scope of delivery:

- › Chassis
- › Sliding table
- › Rip fence
- › Angle stop
- › Saw blade protective hood with extraction hose
- › Table width extension
- › Saw blade 200 x 30 x 2.8 mm T18


Model	TKS 200 (230 V)
Art. no.	5902020
Technical specifications	
Cutting width with rip fence	705 mm
Max. cross-cutting width left of saw blade	635 mm
Max. saw blade Ø	200 mm
Max. cutting height 90°/45°	60 / 48 mm
Saw blade angle	90°/-45°
Table dimensions (L x W)	530 x 400 mm
Table height	870 mm
Saw band speed	4 750 rpm
Motor output	1.1 kW
Electrical connection	230 V
Extraction port Ø top/bottom	100 mm / 30 mm
Dimensions (L x W x H) in mm	1 430 x 1 000 x 1 030
Weight	80 kg



Accessories see p. 27

HOLZSTAR table saw TKS 254 E – machine for DIY enthusiasts with a maximum cutting depth of 80 mm. With fantastic value for money

- ▶ Generously dimensioned steel machine table, galvanized as a factory standard to prevent corrosion
- ▶ Saw blade pivots from 90° to -45° **anticlockwise**, precise, single-degree accuracy and easily adjustable via hand wheel and scale
- ▶ Large central extraction duct Ø 100 mm
- ▶ Saw blade height adjustment also via handwheel from the operator side
- ▶ The stable sawing unit mounts at the front and rear allow for precise cutting
- ▶ With a powerful motor and thermal overload protection
- ▶ Incl. saw blade protective hood with integrated extraction duct
- ▶ With bed extension as standard



Pivoting saw blade from 90° to -45° **anticlockwise**





Scope of delivery:

- > Chassis
- > Sliding table
- > Rip fence
- > Saw blade 254 x 30 x 3 mm T24
- > Saw blade protective hood with extraction hose

New

Model	TKS 254 E (230 V)	TKS 254 E (400 V)
Art. no.	5902025	5902026
Technical specifications		
Max. saw blade Ø	254 mm	254 mm
Cutting width with rip fence	680 mm	680 mm
Max. cross-cutting width left of saw blade	650 mm	650 mm
Max. cutting height 90°/45°	80 / 58 mm	80 / 58 mm
Saw blade angle	90°/-45°	90°/-45°
Table dimensions (L x W)	635 x 420 mm	635 x 420 mm
Table height	850 mm	850 mm
Saw band speed	4 000 rpm	4 000 rpm
Motor output	2.1 kW / 230 V	2.1 kW / 400 V
Extraction port Ø top/bottom	100 mm / 30 mm	100 mm / 30 mm
Dimensions (L x W x H) in mm	1 430 x 1 000 x 1 030	1 430 x 1 000 x 1 030
Weight	105 kg	105 kg

Accessories see p. 27



Planing

Spindle moulder

Feeds

Saws

Edge banding

Grinders & Sanders

Extraction units

Lathes

Shop equipment

Wood splitting machines

Panel saws

HOLZSTAR table saw TKS 254 PRO – machine for DIY enthusiasts with a maximum cutting depth of 80 mm. With fantastic value for money.

- ▶ Generously dimensioned steel machine table, galvanized as a factory standard to prevent corrosion
- ▶ Saw blade pivots from 0° to 45°, precisely and easily adjustable to a single degree of accuracy via handwheel and scale
- ▶ Large central extraction duct Ø 100 mm
- ▶ Saw blade height adjustment also via handwheel from the operator side
- ▶ The stable sawing unit mounts at the front and rear allow for precise cutting
- ▶ Equipped with a powerful motor and thermal overload protection
- ▶ Incl. saw blade protective hood with integrated extraction duct
- ▶ Table width extension as standard



Features precise, easy-action height and angle adjustment of the sawing unit thanks to easy to use handwheel.





Scope of delivery:

- › Chassis
- › Sliding table
- › Table width extension
- › Rip fence
- › Saw blade 254 x 30 x 3 mm T24
- › Saw blade protective hood with extraction hose

New

Model	TKS 254 PRO (230 V)	TKS 254 PRO (400 V)
Art. no.	5902027	5902028

Technical specifications	TKS 254 PRO (230 V)	TKS 254 PRO (400 V)
Max. saw blade Ø	254 mm	254 mm
Cutting width with rip fence	610 mm	610 mm
Max. cross-cutting width left of saw blade	550 mm	550 mm
Max. cutting height 90°/45°	80 / 54 mm	80 / 54 mm
Saw blade angle	90°/45°	90°/45°
Table dimensions (L x W)	720 x 480 mm	720 x 480 mm
Table height	835 mm	835 mm
Saw band speed	4 000 rpm	4 000 rpm
Motor output	2.1 kW / 230 V	2.1 kW / 400 V
Extraction port Ø top/bottom	100 mm / 30 mm	100 mm / 30 mm
Dimensions (L x W x H) in mm	1 430 x 1 000 x 1 030	1 430 x 1 000 x 1 030
Weight	131 kg	131 kg



HOLZSTAR table saw TKS 250 SC – Ideal for beginners and demanding DIY enthusiasts.

- ▶ Robust and precise design with premium, ball-bearing borne sliding carriage
- ▶ Heavy-duty grey cast iron bed for low-vibration work and precise, straight cuts
- ▶ Telescope stop extensible by 228 mm, angle adjustable by 45° on both sides
- ▶ Saw blade pivots from 90° to 45° via gear rod mechanism
- ▶ Angle can be precisely read off scale
- ▶ Height adjustment of saw blade via hand wheel
- ▶ Large aluminium rip fence with rod guide and eccentric quick coupling
- ▶ Equipped with a powerful motor
- ▶ Large central extraction duct Ø 100 mm
- ▶ Saw blade hood with extraction duct ø 38 mm
- ▶ Locking switch/connector combination




- Scope of delivery:**
- › Sliding table with extension
 - › Clamp sleigh
 - › Rip fence
 - › Mitre stop ±45°
 - › Saw blade protective hood with extraction hose
 - › Bed extension and width extension
 - › Carbide saw blade 250 mm / T36

Model	TKS 250 SC (230 V)	TKS 250 SC (400 V)
Art. no.	5900256	5900255

Technical specifications		
Max. saw blade Ø	254 mm	254 mm
Max. cutting height 90°/45°	80 / 42 mm	80 / 42 mm
Max. cutting width with stop	900 mm	900 mm
Saw blade angle	90° - 45°	90° - 45°
Mitre stop	45° (left/right)	45° (left/right)
Bed (L x W)	800 x 348 mm	800 x 348 mm
Table height approx.	895 mm	895 mm
Trimming length	1 300 mm	1 300 mm
Speed	4 000 rpm	4 000 rpm
Motor output	2.5 kW	2.5 kW
Electrical connection	230 V / 50 Hz	400 V / 50 Hz
Extraction port Ø	top: 38 mm/bottom: 100 mm	top: 38 mm/bottom: 100 mm
Weight	190 kg	190 kg
Dimensions (LxWxH)	950 x 760 x 1 030 mm	950 x 760 x 1 030 mm

Accessories see p. 27




Precise, easy-action height and angle adjustment of the sawing unit via easily operable handwheels



The saw blade pivots through 45°.



The cross cut stop supports mitre cuts on both sides, 45°



With two lateral extraction ports (Ø 100 mm)



Pivoting telescope stop on sliding carriage; extendable to 2 280 mm, and foldable

Planing

Spindle moulder

Feeds

Saws

Edge banding

Grinders & Sanders

Extraction units

Lathes


Shop equipment

Wood splitting machines

Panel saws

HOLZSTAR sliding table saw FKS 250-1300 – Robust and precise design with sliding carriage

- ▶ Robust and precise design with premium, ball-bearing borne sliding carriage
- ▶ Heavy-duty grey cast iron bed for for low-vibration work and precise, straight cuts
- ▶ Saw blade pivots from 90° to 45 ° via gear rod mechanism
- ▶ Angle can be precisely read off scale
- ▶ Height adjustment of saw blade via hand wheel
- ▶ Large aluminium rip fence with eccentric quick coupling
- ▶ Equipped with a powerful motor and thermal overload protection
- ▶ Large central extraction duct Ø 100 mm



Continuously adjustable angle stop from -45° to 45°



Pivoting telescope stop on sliding carriage



Saw blade pivots from 0° to 45°, easily adjustable via gear rack mechanism with rotary knob and scale

Scope of delivery:

- › Sliding carriage with boom
- › Clamp sleigh
- › Rip fence with granular adjustment
- › Saw blade protective hood with extraction hose
- › Saw blade 254 x 30 x 3.0 mm T24
- › Angle stop -45° bis 45°

New

Model	FKS 250-1300 (230 V)	FKS 250-1300 (400 V)
Art. no.	5902030	5902031

Technical specifications		
Max. saw blade Ø	254 mm	254 mm
Trimming length	1 250 mm	1 250 mm
Cutting width with rip fence	610 mm	610 mm
Cross-cutting width left of saw blade	845 mm	845 mm
Max. cutting height 90°/45°	80 / 54 mm	80 / 54 mm
Saw blade angle	90°/45°	90°/45°
Table dimensions (L x W)	650 x 350 mm	650 x 350 mm
Table height	835 mm	835 mm
Saw band speed	4 000 rpm	4 000 rpm
Motor output	1.5 kW / 230 V	1.5 kW / 400 V
Extraction port Ø top/bottom	100 mm / 30 mm	100 mm / 30 mm
Dimensions (L x W x H) in mm	1 320 x 1 730 x 1 030	1 320 x 1 730 x 1 030
Weight	142 kg	142 kg

HOLZSTAR sliding table saw FKS 315-1500 E – Robust and precise design with sliding carriage

- ▶ The grey cast iron work table allows for low-vibration work
- ▶ Extendable telescopic stop, pivots from -45° to +45°
- ▶ Saw blade pivots from 0° to 45° via handwheel and scale
- ▶ Saw blade height adjustment via handwheel
- ▶ The standard bed width and length extensions make for easy work with larger workpieces
- ▶ Large central extraction duct Ø 100 mm
- ▶ Saw blade hood with integrated extraction duct Ø 38 mm



Scope of delivery:

- › Sliding carriage with boom
- › Bed extension and width extension
- › Clamp sleigh
- › Rip fence with rod guide and fine adjustment
- › Saw blade protective hood with extraction hose

Model	FKS 315-1500 E
Art. no.	5900315

Technical specifications	
Max. saw blade Ø	315 mm
Max. scoring saw blade	-
Max. cutting height 90/45°	100 / 75 mm
Max. cutting width with stop	940 mm
Saw blade angle	90° - 45°
Table dimensions	760 x 350 mm
Table height	870 mm
Trimming length	1 370 mm
Saw blade speed	4 250 rpm
Scoring blade rotational speed	-
Motor output	3.0 kW
Electrical connection	400 V/50 Hz
Extraction port Ø	38 mm / 100 mm
Weight	202 kg
Dimensions (L x W x H)	3 480 x 2 430 x 1 270 mm



Saw blade pivots from 0° to 45°, easily adjustable via gear rack mechanism with rotary knob and scale



Large aluminium rip fence with rod guides and fine adjustment

Sliding table saws with scoring unit

HOLZSTAR sliding table saw FKS 315-2000 E –

Robust and precise design with sliding carriage and scoring unit

- ▶ With scoring unit as factory standard
- ▶ Extendable telescopic stop, pivots from -45° to +45° with finely-adjustable flip stop
- ▶ Robust and precise design with sliding carriage
- ▶ The grey cast iron work table allows for low-vibration work
- ▶ Saw blade height adjustment via handwheel
- ▶ Saw blade pivots from 0° to 45° via handwheel and scale
- ▶ Stable sawing unit guarantees vibration-free and precise work
- ▶ Solid extension table with roller and telescope arm for maximum stability
- ▶ Mitre stop and hold-down unit sliding across entire carriage length
- ▶ Powerful drive motor for constant cutting speed, even at 100 mm cutting height
- ▶ Generously dimensioned work table and factory standard table extension for cutting widths up to 1 220 mm














Large aluminium rip fence with rod guides and fine adjustment

Model	FKS 315-2000 E
Art. no.	5900317

Technical specifications	
Max. saw blade Ø	315 mm
Max. scoring saw blade	90 mm
Max. cutting height 90°/45°	100 / 80 mm
Max. cutting width with stop	1220 mm
Saw blade angle	90° - 45°
Table dimensions	680 x 580 mm
Table height	870 mm
Trimming length	2 000 mm
Saw blade speed	4 000 rpm
Scoring blade rotational speed	5 800 rpm
Motor output	4.0 kW
Electrical connection	400 V / 50 Hz
Extraction port Ø	38 mm / 100 mm
Weight	275 kg
Dimensions (L x W x H)	4 330 x 4 155 x 1 150 mm

- Scope of delivery:**
- › Sliding carriage with boom
 - › Material roll on boom
 - › Rip fence with rod guide and fine adjustment
 - › Bed extension and width extension
 - › Flip stop
 - › Clamp sleigh
 - › Eccentric clamp
 - › Scoring unit
 - › Saw blade protective hood with extraction hose

Model	KGZ 210 E Art no. 5702210	KGZ 255 E Art no. 5702255	KGZ 305 Art no. 5702305	TKS 315 E (230 V) Art no. 5903315	TKS 315 E (400 V) Art no. 5903316	TKS 315 Pro (230 V) Art no. 5903251	TKS 315 Pro (400 V) Art no. 5903253	TKS 200 (230 V) Art no. 5902020	TKS 254 E (230 V) Art no. 5902025	TKS 254 E (400 V) Art no. 5902026	TKS 254 PRO (230 V) Art no. 5902027	TKS 254 PRO (400 V) Art no. 5902028	FKS 250-1300 Art no. 5902030	TKS 250 SC (230 V) Art no. 5900256	TKS 250 SC (400 V) Art no. 5900255	FKS 315-1500 E Art no. 5900315
Saw blade 210 x 30 x 2.6 mm T24 Art no. 5267021	●															
Saw blade 255 x 30 x 3.0 mm T24 Art no. 5267025		●														
Saw blade 305 x 30 x 3.2 mm T48 Art no. 5267030			●													
 Cross cutting flat tooth circular saw blade 250 x 30 x 3.2 mm T18 Art no. 5262518														●	●	
Saw blade 200 x 30 x 2.8 mm T18 Art no. 5912020								●								
Saw blade 305 x 3.2 x 30, T60 AT neg 5° special suited for panels Art no. 5260306			●													
 Saw blade 300 x 3.2 x 30, 72 teeth TF neg for NF metals, plastic profiles Art no. 5260305			●													
Saw blade 254 x 30 x 3 mm T24 Art no. 5912025										●	●	●	●			
Saw blade 254 x 30 x 3 mm T40 Art no. 5912026													●			
Cross cutting replaceable saw blade 250 x 30 x 3.2 mm T24 Art no. 5262524														●	●	
 Cross cutting replaceable saw blade 315 x 30 x 3.2 mm T28 Art no. 5263128				●	●	●	●									●
Squaring and sizing circular saw blade 250 x 30 x 3.2 mm T40 Art no. 5262542														●	●	
 Squaring and sizing circular saw blade 315 x 30 x 3.2 mm T48 Art no. 5263148																●
 Squaring and sizing circular saw blade 315 x 30 x 3.2 mm T60 Art no. 5263160																●
 Special format and squaring circular saw blades 250 x 30 x 3.0 mm T80 Art no. 5262581														●	●	
 Additional table extension right, 800 x 550 mm Art no. 5913251						●	●									
 Alum. profile for mitre stop Art no. 5910315						●	●									
 Scoring saw blade 90 x 20 x 3 mm Art no. 5910090																●
 Chassis Art no. 5910258														●	●	
 Angle stop Art no. 5910259														●	●	

Planing

Spindle moulder

Feeds

Saws

Edge banding

Grinders & Sanders

Extraction units

Lathes

Shop equipment

Wood splitting machines


Band saws



The 3 roller saw band guide at the top and bottom reduces friction, is precise and easily adjustable



The aluminium rip fence with eccentric quick release clamp is easily and precisely adjustable. The preset value can be easily read off via an integrated magnifying lens in combination with a millimetre scale



The 2-stage speed adjustment is handled manually by shifting the belt. They are equipped with chip brushes for clean drive wheel surfaces

HOLZSTAR HBS series wood band saws – Reliable band saws for precise work

- ▶ Torsion-resistant design
- ▶ Excellent stability on the smallest possible footprint
- ▶ Fast and clean sawing of wood, plastic and non-ferrous metals
- ▶ The heavy cast iron work table with its polished surfaces pivots from 0° to 45°
- ▶ Powerful motor
- ▶ Safety switch shuts down the machine on opening the door, thus preventing undesirable post-run and start-up
- ▶ With precision 3 roller saw band guide at top and bottom

HBS 251 and HBS 351-2

- ▶ Ideal for demanding model makers and DIY enthusiasts.
- ▶ Aluminium rip fence with eccentric quick release and scale
- ▶ The saw table is rocker-mounted and thus supports continuous pivoting from 0° to 45° with a scale.
- ▶ Precision-mounted flywheels made of die cast aluminium with special coating for a longer saw band service life
- ▶ The saw band can be centred by changing the tracking at the rear
- ▶ **Without angle stop and chassis**



HBS 251
Fig. shows internal view with optional accessories (chassis)



HBS 351-2
Fig. shows internal view with optional accessories (chassis)



HBS 351-2
Rear view with saw table pivoted



HBS 351-2
Standard design with optional angle stop

Scope of supply HBS 251 and HBS 351-2:

- > Without angle stop and chassis

Model		HBS 251	HBS 351-2	HBS 400	HBS 471	HBS 473
Art. no.		5900251	5900351	5900410	5900471	5900473

Technical specifications						
Flywheel Ø	mm	250	350	426		470
Max. cutting width*	mm	121	299	266		390
Max. cutting width**	mm	245	345	416		465
Max. cutting height	mm	120	200	305		285
Saw band speed	m/min	696	438/900	460/980		460/980
Saw band length	mm	1790	2490	3378		3455
Table size	mm	290 x 290	548 x 400	530 x 480		535 x 485
Motor output	W	350	1000		1500	
Electrical connection	V / Hz			230 / 50		400 / 50
Extraction port Ø	mm			120		
Weight	kg	32	70	135		146
Length x width x height	mm	420 x 330 x 880	520 x 380 x 1 155	765 x 520 x 1 750		800 x 490 x 2 000

*with stop ** without stop

HBS 400 and HBS 471-473

- ▶ Professional band saw with closed chassis
- ▶ Quick clamping of saw band via eccentric lever on rear of machine without changing the basic tension setting
- ▶ Grey cast iron flywheels ensure smooth action
- ▶ Easy pivoting of the table from 0 to 45° via rocker mount

- ▶ Two-speeds as factory standard
- ▶ Preset cutting width can be easily read off on a scale.
- ▶ Suitable for saw blade widths from 6 to 25 mm
- ▶ **HBS 400:** Including easy-action aluminium rip fence with quick lock on solid rod guide
- ▶ **HBS 471/473:** Aluminium rip fence with eccentric quick release and scale

Grey cast iron flywheels ensure smooth action

Integrated saw blade guide display



Two speeds selectable via v-belt adjustment

Scope of delivery HBS 400:

- > Saw band 16.0 x 0.5 x 3 378 mm / 4 TPI
- > Aluminium rip fence

Scope of delivery HBS 471/473:


- > Saw band 16.0 x 0.5 x 3 455 mm / 4 TPI
- > Aluminium rip fence



HBS 400

HBS 473

HBS 400



The aluminium stop can be converted within seconds using the quick release lever for working with a flat stop



The saw table can be pivoted from 0° to 45° thanks to its rocker mount

HBS 471-473

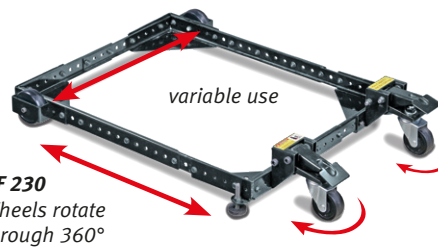


The saw belt tension can be read off externally thanks to a view pane integrated in the door

HBS 400



HBS 471-473



UF 230
Wheels rotate through 360°

Accessories	Art. no.
Universal wheeled chassis UF 230	6190230
Load-bearing capacity 230 kg	
Weight 7.7 kg	
Max. size 1 290 x 480 mm	
Angle stop for HBS 251	5910810
Angle stop for HBS 351-2	5910814
Angle stop for HBS 400	5910411
Angle stop for HBS 471	5910814
Angle stop for HBS 473	5910814
Chassis for HBS 251	5910813
Chassis for HBS 351-2	5910812

Accessories	Blade length mm	Art. no.	PQ
Saw bands for HBS 251			
6.0 x 0.65 x 1 790 mm /14 TPI*	1 790	5160250	1
6.0 x 0.65 x 1 790 mm /6 TPI*	1 790	5160251	1
12.0 x 0.4 x 1 790 mm /4 TPI*	1 790	5160252	1
Saw bands for HBS 351-2			
6.0 x 0.65 x 2 490 mm /14 TPI*	2 490	5160351	1
6.0 x 0.65 x 2 490 mm /6 TPI*	2 490	5160352	1
12.0 x 0.5 x 2 490 mm /4 TPI*	2 490	5160353	1
16.0 x 0.5 x 2 490 mm /4 TPI*	2 490	5160354	1
Saw bands for HBS 400			
6.0 x 0.65 x 3 378 mm /6 TPI*	3 378	5160401	1
10.0 x 0.5 x 3 378 mm /4 TPI*	3 378	5160402	1
16.0 x 0.5 x 3 378 mm /4 TPI*	3 378	5160403	1
20.0 x 0.5 x 3 378 mm /4 TPI*	3 378	5160404	1
25.0 x 0.5 x 3 378 mm /4 TPI*	3 378	5160405	1
Saw bands for HBS 473 for wood			
6.0 x 0.6 x 3 455 mm /6 TPI*	3 455	5163806	1
10.0 x 0.5 x 3 455 mm /4 TPI*	3 455	5163810	1
16.0 x 0.5 x 3 455 mm /4 TPI*	3 455	5163815	1
20.0 x 0.5 x 3 455 mm /4 TPI*	3 455	5163820	1
25.0 x 0.5 x 3 455 mm /4 TPI*	3 455	5163825	1

*Teeth per inch



Angle stop HBS 251

Angle stop HBS 351-2

Reducing socket

Precision 3-roller guide with fine adjustment as factory standard

Planing

Spindle moulder

Feeds

Saws

Edge banding

Grinders & Sanders

Extraction units

Lathes

Shop equipment

Wood splitting machines

Wood band saws

HBS

HOLZKRAFT HBS – Precision wood band saws for demanding DIY woodworkers

- ▶ Particularly smooth and precise motion thanks to torsion-free machine housing and a rugged steel sheet chassis
- ▶ Grey cast-iron sawing table with precision ground and polished surface
- ▶ Convenient laser marking of cutting lines
- ▶ Quick clamping of saw band via eccentric lever on rear of machine
- ▶ Two-speeds as factory standard
- ▶ Precision 3-roller saw band guides, at top and bottom as factory standard as of HBS 351
- ▶ Fast cutting height adjustment via rotary button and rack with millimetre scale
- ▶ Easy running aluminium rip fence with eccentric fast clamping and magnifying glass
- ▶ Mitre angle stop, adjustable through 60° at both sides as standard
- ▶ Safety switch for automatic shutdown on opening the door



Precision guides

- ▶ HBS 351 with 3 roller saw band guide at top and bottom
- ▶ With guide rollers
- ▶ Easily adjustable
- ▶ Practically maintenance-free



Quick clamping system

- ▶ Eccentric quick clamping lever
- ▶ Without changing the basic clamping settings
- ▶ Featuring an integrated saw band tension display



- ▶ Flywheels with special coating (HBS 351)
- ▶ The basic tension setting is configured via the rotary button at the top



- ▶ The grey cast iron sawing table is mounted on a rocker mount
- ▶ The sawing table angle can be easily adjusted between -10° and +45°




Model		HBS 351	HBS 431	HBS 433	HBS 533
Art. no.		5153501	5154301	5154303	5155303
Technical data circular saw					
Table dimensions	mm	500 x 356	610 x 431	680 x 431	680 x 530
Cutting speeds	m/min	650/400	900/450	900/450	850/430
Flywheel Ø	mm	356	430	430	530
Max. cutting height	mm	200	270	270	270
Max. cutting width with stop	mm	321	370	370	474
Max. cutting width without stop	mm	346	410	410	514
Saw band length	mm	2562	3345	3345	3865
Precision 3-roller guides			Top/bottom	Top/bottom	Top/bottom
Saw table angle	°		-10 – +45	-10 – +45	-10 – +45
Explanation of sawing table angle		As of 20°, a holding device/stop must be fitted for your safety to prevent the wood slipping.			
Motor output	kW	0.55	1.5	1.5	2.25
Supply voltage	V	230	230	230	400
Weight	kg	80	130	130	163
Dimensions in mm	mm	770 x 715 x 1 750	820 x 730 x 1 852	820 x 730 x 1 852	1020 x 850 x 1 982
Extraction port diameter	mm	120	120	2 x 120	120

Accessories



Circular cutting unit
HBS 431/433/533
Art. no. 5152001,

Accessories



Universal chassis
UNICRAFT UF 230
Load bearing capacity 230 kg,
max. size 1 290 x 480 mm



- ▶ Integrated saw band tension display for various saw band widths
- ▶ Can be read off from outside through a safety window in the door



Precision guides

- ▶ As of HBS 431 with precision saw band guide using guide rollers
- ▶ With granular adjustment at top and bottom



- ▶ Two speeds selectable via v-belt adjustment
- ▶ Balanced grey cast iron flywheels ensure smooth action



- ▶ Aluminium rip fence with eccentric fast clamping for easy and precise displacement
- ▶ Easily readable millimetre scale and integrated magnifying glass



- ▶ Saw table double rocker mount
- ▶ The table angle can be adjusted from -10° to +45° through a smooth-action precision rack guide with knob

HOLZKRAFT saw bands offer quality and great value for money

- ▶ Saw tooth hardened saw blade with flexible blade back
- ▶ Toothed, tooth-set, ground and tooth tips hardened to 60-62 HRC
- ▶ Tempered body
- ▶ Perfect for cutting and re-sawing soft and hard woods, plastics and NF metals
- ▶ The tooth shape, tooth layout and hardened tooth tips guarantee a perfectly straight cut and a long service life
- ▶ The flexible blade body compensates for bending changes in the saw band, thus reducing the risk of blade breakage

Saw bands for HBS 351 S			
Length x width x thickness	Teeth per inch	Art. no.	PQ
Wood 2 470 x 6 x 0.5 mm	6	5160355	1
Wood 2 470 x 10 x 0.5 mm	4	5160356	1
Wood 2 470 x 12 x 0.5 mm	4	5160357	1
Wood 2 470 x 15 x 0.5 mm	4	5160358	1

Saw bands for HBS 351			
Length x width x thickness	Teeth per inch	Art. no.	PQ
Wood 2 562 x 6 x 0.65 mm	6	5160359	1
Wood 2 562 x 10 x 0.5 mm	4	5160360	1
Wood 2 562 x 12 x 0.5 mm	4	5160361	1
Wood 2 562 x 16 x 0.5 mm	4	5160362	1

Saw bands for HBS 431/HBS 433			
Length x width x thickness	Teeth per inch	Art. no.	PQ
Wood 3 345 x 6 x 0.65 mm	6	5160431	1
Wood 3 345 x 10 x 0.5 mm	4	5160432	1
Wood 3 345 x 16 x 0.5 mm	4	5160433	1
Wood 3 345 x 20 x 0.5 mm	4	5160434	1
Wood 3 345 x 25 x 0.5 mm	4	5160435	1

Saw bands for HBS 533			
Length x width x thickness	Teeth per inch	Art. no.	PQ
Wood 3 865 x 10 x 0.5 mm	4	5160531	1
Wood 3 865 x 16 x 0.5 mm	4	5160532	1
Wood 3 865 x 20 x 0.5 mm	4	5160533	1
Wood 3 865 x 25 x 0.5 mm	4	5160534	1

Saw bands for HBS 533 S			
Length x width x thickness	Teeth per inch	Art. no.	PQ
Wood 4 190 x 10 x 0.5 mm	4	5160535	1
Wood 4 190 x 16 x 0.5 mm	4	5160536	1
Wood 4 190 x 20 x 0.5 mm	4	5160537	1
Wood 4 190 x 25 x 0.5 mm	4	5160538	1

Saw bands for HBS 633 S			
Length x width x thickness	Teeth per inch	Art. no.	PQ
Wood 4 600 x 10 x 0.5 mm	4	5160631	1
Wood 4 600 x 16 x 0.5 mm	4	5160632	1
Wood 4 600 x 20 x 0.5 mm	4	5160633	1
Wood 4 600 x 25 x 0.5 mm	4	5160634	1
Wood 4 600 x 30 x 0.6 mm	3	5160635	1

HOLZKRAFT Saw band sets


Composition	Art. no.
Saw band set HBS 351 comprising:	5160363
5160359 (Wood 2 562 x 6 x 0.65 mm; 6 tooth)	
5160360 (Wood 2 562 x 10 x 0.5 mm; 4 tooth)	
5160362 (Wood 2 562 x 16 x 0.5 mm; 4 tooth)	

Composition	Art. no.
Saw band set HBS 431/433 comprising:	5160436
5160431 (Wood 3 345 x 6 x 0.65 mm; 6 tooth)	
5160433 (Wood 3 345 x 16 x 0.5 mm; 4 tooth)	
5160435 (Wood 3 345 x 25 x 0.5 mm; 4 tooth)	

Composition	Art. no.
Saw band set HBS 533 comprising:	5160539
5160531 (Wood 3 865 x 10 x 0.5 mm; 4 tooth)	
5160533 (Wood 3 865 x 20 x 0.5 mm; 4 tooth)	
5160534 (Wood 3 865 x 25 x 0.5 mm; 4 tooth)	

Composition	Art. no.
Saw band set HBS 533S comprising:	5160540
5160535 (Wood 4 190 x 10 x 0.5 mm; 4 tooth)	
5160537 (Wood 4 190 x 20 x 0.5 mm; 4 tooth)	
5160538 (Wood 4 190 x 25 x 0.5 mm; 4 tooth)	

Composition	Art. no.
Saw band set HBS 633S comprising:	5160636
5160631 (Wood 4 600 x 10 x 0.5 mm; 4 tooth)	
5160633 (Wood 4 600 x 20 x 0.5 mm; 4 tooth)	
5160634 (Wood 4 600 x 25 x 0.5 mm; 4 tooth)	



Original Swedish steel

Planing
Spindle moulder
Feeds
Saws
Edge banding
Grinders & Sanders
Extraction units
Lathes
Shop equipment
Wood splitting machines

Wood band saws

HBS S

HOLZKRAFT HBS S – Heavy duty, professional, precision wood band saws with saw band quick clamping for professional users

- ▶ Heavy duty, professional design with high deadweight for smooth action to the max
- ▶ Extremely smooth and precise action thanks to torsion-free machine housing
- ▶ Generously dimensioned, single-piece grey cast-iron sawing table, swivelling through 0° to +45°, with precision-ground and polished surface
- ▶ Patented table tilting device with hand wheel and rack
- ▶ Saw band fast clamping unit
- ▶ Precision saw band roller guides
- ▶ Fast and precise cutting height adjustment via hand wheel and rack with millimetre scale
- ▶ Safety switch for automatic shutdown on opening the door
- ▶ Large cast rip fence
- ▶ With angled stop as factory standard
- ▶ Table tilting via rack and handwheel



Model		HBS 533 S	HBS 633 S
Art. no.		5155313	5156303

Technical specifications			
Table dimensions (H x W)	mm	750 x 530	830 x 600
Cutting speeds	m/min	1400	1615
Flywheel Ø	mm	530	630
Max. cutting height	mm	350	400
Max. cutting width with stop	mm	465	570
Max. cutting width without stop	mm	510	610
Saw band length	mm	4190	4600
Precision guides		Top/bottom	
Saw table angle	°	0 – 45	
Explanation of sawing table angle		As of 20°, a holding device/stop must be fitted for your safety to prevent the wood slipping.	
Motor output	kW	3.75	
Supply voltage	V	400	
Weight	kg	305	380
Dimensions in mm		998 x 740 x 1 987	1190 x 780 x 2 063
Extraction port diameter	mm	2 x 120	

Cutting height adjustment

Fast and precise cutting height adjustment via hand wheel and rack with millimetre scale



View window for checking saw band action

Grey cast iron flywheels with special coating on running surfaces

Quick clamping system

- ▶ Eccentric quick clamping lever
- ▶ Without changing the basic clamping settings
- ▶ Featuring an integrated saw band tension display

Laser device

Equipped with a laser device as a factory standard for fast and precision indication of the cut line

Rip fence

- ▶ Stable grey cast iron rip fence
- ▶ With fast clamping system and easily readable millimetre scale

Precision guide at top

- ▶ Precision 3-roller saw band guide using guide rollers
- ▶ At top and bottom
- ▶ With granular adjustment

Precision guide at bottom

- ▶ The bottom saw band guide is also equipped with precision guide rollers and fine adjustment

Saw band tension

- ▶ Integrated saw band tension display in the machine frame for various saw band widths
- ▶ Easily readable from the operator side

Double rocker mount

- ▶ The grey cast iron sawing table is mounted on a double rocker mount
- ▶ Fast and easy fixing of the configured tilt angle via quick clamping system

Angle stop

- ▶ With angled stop as factory standard
- ▶ Continuously adjustable from -60° to +60°
- ▶ Latching points at 0°, -45° and +45°

Patented professional saw table guide


- The solid, heavy, grey cast iron saw table is easily and conveniently adjustable via a hand wheel rack guide
- The angle is infinitely adjustable between 0° and 45°

**Vibration damper
Machine base SE 1**

- ▶ The machines and equipment can be installed without anchors and precisely levelled using the height adjustment system.
- ▶ Effective impact and vibration damping improves the machine's smooth action

Load: max. 500 kg,
thread: M12, dimensions:
Ø/H/L 120/32/100 mm

Article no. 3381012



Planing

Spindle moulder

Feeds

Saws

Edge banding

Grinders & Sanders

Extraction units

Lathes

Shop equipment

Wood splitting machines

Jig saws



The large bed can be pivoted from 0 to -45° via a scale



Ideal for all fine sawing work.



For wood workpieces with a thickness of up to 50 mm


HOLZSTAR jig saw DKS 502 Vario – Jig saw with infinitely adjustable stroke control. Ideal for all fine sawing work.

- ▶ Universally deployable in mould making, precision mechanics, model making, toy making, at schools and training workshops, for designers and architects as well as crafts professionals and DIY enthusiasts
- ▶ For machining softwood, plastics, and similar materials
- ▶ Machining of larger workpieces thanks to long reach
- ▶ Work table pivots from 0° to -45°
- ▶ Adjustable blower removes sawdust from the cutting line
- ▶ Extraction port for connecting to external extraction device
- ▶ Flexible LED lamp for optimum illumination of the cutting area
- ▶ Optimum protection and good visibility thanks to height-adjustable, transparent saw blade protection
- ▶ Robust cast iron design guarantees smooth, low-vibration action
- ▶ Fits any workbench or work top thanks to compact design
- ▶ Freely oscillating saw blade mount for standard saw blades with cross pin

- > Continuously adjustable stroke rate
- > Reach 406 mm, maximum workpiece height 50 mm
- > Work table pivots from 0 to -45 °
- > Flexible LED lamp for cutting area



① ② ③



Saw blades
Made in Germany

Model	DKS 502 Vario
Art. no.	5900504

Technical specifications	
Max. cutting height at 90°	50 mm
Max. cutting height at 45°	27 mm
Throat	406 mm
Saw blade length	135 mm
Stroke speed	400 - 1 600 rpm
Table size	410 x 253 mm
Rating	120 W
Electrical connection	230 V
Extraction port Ø	35 mm
Weight	12 kg
Dimensions (L x W x H)	610 x 310 x 290 mm

Pin saw blades	Z/cm	PQ	Art. no.	€ plus VAT
1) For wood, plastic, plaster 135 x 3.0 x 0.25 mm	10	6 pcs.	5911628	
2) For wood 135 x 6.0 x 0.4 mm	6	6 pcs.	5911660	
3) For metal 135 x 6.0 x 0.4 mm	12	6 pcs.	5911661	

HOLZKRAFT DKS 530 Vario – Jig saws for demanding woodworkers

- ▶ Suitable for wood, plastics, with maximum cutting capacity of 53 mm
- ▶ Adjustable stroke rate from 500 to 1 550 rpm
- ▶ Worktop tilts from -45° to +45°
- ▶ Frame and worktable made of grey cast iron
- ▶ With storage box for saw blades
- ▶ Transparent fold-up saw blade guard and workpiece holder
- ▶ Blade holder for pin and fret saw blades
- ▶ Flexible blower nozzle


With saw blade storage compartment



Table tilts through 45° on both sides



Conveniently adjustable speed



Fully equipped: saw blade protection, workpiece holder and blower nozzle



Model	DKS 530 Vario
Art. no.	5900505

Technical specifications	
Throat	406 mm
Motor output (230 V)	225 Watts
Saw blade length	135 mm
Stroke speed	500 - 1 550 rpm
Max. cutting height	
At 90°	53 mm
At 45° (left)	26 mm
At 45° (right)	19 mm
Dimensions (L max x W max x H)	740 x 310 x 440 mm
Weight	20.5 kg



Saw blades
Made in Germany



Freely oscillating saw blade mount for standard saw blades with cross pin

Pin saw blades	Z/cm	PQ	Art. no.
1) For wood, plastic, plaster 135 x 3.0 x 0.25 mm	10	6 pcs.	5911628
2) For wood 135 x 6.0 x 0.4 mm	6	6 pcs.	5911660
3) For metal 135 x 6.0 x 0.4 mm	12	6 pcs.	5911661

Edge banding machine

Edge banding machine KAG 4 – Light and handy with continuous temperature and feed control

- ▶ Ideal for mobile use in workshops, on construction sites, at trade fairs, etc.
- ▶ For use with moulded parts and straight workpieces
- ▶ With digital temperature control and infinitely adjustable control of the temperature and feed speed
- ▶ For PVC and ABS edges with thicknesses from 0.4 to 3.0 mm
- ▶ Minimum inner radius of workpiece is 25 mm
- ▶ Easy and fast tooling
- ▶ The edges can be pre-glued for corner joints
- ▶ With molten adhesive reservoir
- ▶ Short warm-up time - very good heat insulation



Light and practical!



Model		KAG 4
Art. no.		5400040
Technical specifications		
Edge thickness	mm	0.4 - 3.0
Edge height	mm	10.0 - 65.0 mm
Feed speed	m/min	2 - 6
Rating	W	855
Supply voltage	V	230
Adhesive reservoir capacity	ml	400
Operating temperature	C	Level 1: 120 - 200 / level 2: 80 - 155
Length x width x height	mm	250 x 190 x 350
Weight	kg	8.8

Scope of delivery KAG 4



Plastic trolley




Mobile edge banding machine



Edge trimming machine KKG 30



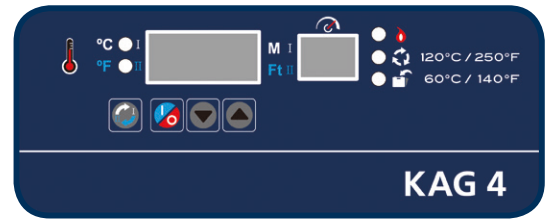
One bottle of adhesive



Light and handy for use with moulded parts and straight workpieces



Convenient and easy transport of the case thanks to trolley design



With digital temperature control and infinitely adjustable feed speed

- ➔ **With molten adhesive reservoir**
Glue application up to 200 °C directly to the workpiece
- ➔ **With digital temperature control**
- ➔ **Continuous feed speed control**
- ➔ **Ideal for mobile use in workshops, on construction sites, at trade fairs, etc.**
- ➔ **Short warm-up time**
Very good heat insulation
- ➔ **Perfect glue application**



For descriptions and technical data of all components of the KAG 4 sets, please refer to the following pages.

Scope of delivery KAG 4 SET

Model	KAG 4 SET
Art. no.	5400041



Plastic case can be fastened on trolley



Mobile edge banding machine



Edge trimming machine KKG 30



One bottle of adhesive



Vacuum clamping set VK 1



Edge milling cutter KF 6

Edge banding machine accessories

Edge milling cutter KF 6 – For cutting off edging on long edges and corners on straight and curved workpieces

- ▶ For precise processing of various materials such as solid wood, PVC or melamine
- ▶ Durable and powerful motor
- ▶ Ergonomic handle for stable and comfortable machine guiding
- ▶ Milling cutting guard with integrated extraction port, rotatable through 180° for maximum protection of the user and clean, low-dust work
- ▶ Milling cutter head replaceable
- ▶ Adjustable in 0.05 mm steps with scale
- ▶ Milling cutter guard adapts to the workpiece's contour, thus allowing for trouble-free guidance of the milling cutter
- ▶ Incl. integrated stop for rounding edges

Model	KF 6
Art. no.	5410010

Technical specifications	
Edge thickness	0.5 - 3 mm
Shaft Ø tool	6 mm
FEED	manual
Performance	450 W / 230 V
Speed	30,000 rpm
Extraction port Ø	25 mm
Weight	2.0 kg



Fig. shows sample application





Fig. shows the scope of delivery

Edge milling cutter KF 3 – Unique manual milling cutter for double-sided cutting of adhesion bonded components

- ▶ Double-sided milling in two steps without needing to turn the workpiece over
- ▶ The edge strip can be processed on both sides on flat and profiled components
- ▶ The support plate is Teflon coated to avoid scratching the surfaces

Model	KF 3
Art. no.	5400061

Technical specifications	
Edge thickness	0.5 - 3 mm
Workpiece thickness	10 - 40 mm
FEED	manual
Performance	740 W / 230 V
Speed	13,000 - 31,000 rpm
Extraction port Ø	45 mm
weight	4.1 kg



- ▶ Double-sided milling in two steps without needing to turn the workpiece over
- ▶ (1) Milling at bottom, (2) Milling at top

STA 80 – Stationary table including rotary platen with cross-cutting device

- ▶ Stationary table with support plate for edging and cross-cutting device
- ▶ Can be combined with the HOLZKRAFT KAG 4 edge banding machine and the HOLZKRAFT KF 6 edge milling cutter - extends the range
- ▶ of applications of the two mobile and manual devices to include stationary use
- ▶ For efficient edge banding and edge milling of narrow, thin and moulded workpieces
- ▶ Short set-up and tooling time of just a few minutes
- ▶ Socket for power tools and on/off switch integrated in table
- ▶ Foldable for easy transport and storage

Model	STA 80
Art. no.	5410013

Technical specifications	
Work table dimensions	800 x 440 mm
Table height	300 mm
Voltage	230 V
Length of power cable	2.5 m
Weight	26.5 kg


Scope of supply STA 80	
Stationary table with support plate	Suction pad set
Cross-cutting device	Socket for power tools
Magnetic support set	on/off switch
	Power cable 2.5 m



Edge milling cutter KKG 30 – For straight workpieces and moulded parts

- ▶ For cutting plastic or veneer edging
- ▶ For flush and cross-cutting of protruding start and end pieces or abutting edges

Model	KKG 30
Art. no.	5410011
Technical specifications	
Max. cutting width	62 mm
Max. cutting thickness	3 mm
weight	0.5 kg



Adjustable edge protrusion to allow for precise cutting on the abutting edge for straight workpieces and moulded parts (round)

Edge shears KS – For straight workpieces

- ▶ For cutting plastic or veneer edging
- ▶ For flush and cross-cutting of protruding start and end pieces or abutting edges

Model	KS
Art. no.	5410000
Technical specifications	
Max. cutting width	65 mm
Max. cutting thickness	3 mm
weight	1.25 kg



Details of edge shears

Vacuum clamping set VK 1 – For fast clamping of workpieces

- ▶ Ideal for use in edge banding and milling, also for large workpieces
- ▶ Easy and fast installation and removal of the vacuum clamps and the workpieces thanks to quick clamping levers
- ▶ Safe fixation of the workpiece by the vacuum clamps guarantees optimum conditions for processing the top and bottom edges

Model	VK 1
Art. no.	5410012
Technical specifications	
Suction pad Ø	125 mm
Dimensions (L x W x H)	390 (130) x 125 x 253 mm

Scope of delivery:

- ▶ 1 pc. fixing device long
- ▶ 1 pc. fixing device short
- ▶ In plastic case



Vacuum clamping unit VS – Vacuum build-up via compressed air

- ▶ Supports clamping of sensitive surfaces without damage
- ▶ Vacuum generated by compressed air; connection via barb connectors to an external compressed air generator - no vacuum pump required
- ▶ For use in sanding, planing, milling, sawing, filling, painting, and much more.
- ▶ For use in the workshop or on site
- ▶ Multiple vacuum clamps can be connected for large workpieces - necessary parts included in scope of supply

Vacuum clamping unit VS 2
for installation directly on the work top



Vacuum clamping unit VS 1

Easy installation and removal of vacuum clamping unit on the work table thanks to a handy lever screw



Model	VS 2	VS 1
Art. no.	5410002	5410001
Technical specifications		
Air consumption	23 l/min	23 l/min
Operating pressure	6 bar	6 bar
Dimensions (L x W x H)	200 x 160 x 22 mm	205 x 165 x 250 mm
Table dimensions	160 x 160 mm	160 x 160 mm
Weight	325 g	3 kg
Suction pad material	PE/Polyamide	PE/Polyamide

Scope of supply VS 2: Vacuum clamping unit, slide valve, four rubber seals (2x large, 1x medium, 1x small), PU hose, quick coupling fitting DN 7.2

Scope of supply VS 1: Vacuum clamping unit on plinth, slide valve, four rubber seals (2x large, 1x medium, 1x small), PU hose, nipple for quick coupling DN 7.2, compressed air quick coupling, two plugs, Y-connector, lever screw

Wet-grinding system

HOLZKRAFT NTS 200 / NTS 255 – Wet grinding systems for sharpening metals, blades and many tools

- ▶ A comprehensive range of accessories makes it easier to apply the right grinding technology - also for newcomers
- ▶ Low speed and cooling water bath supports continuous grinding without compromising the tool hardness due to heat build-up during grinding
- ▶ Many holding devices for various tools available
- ▶ Powerful induction motor for smooth, low-vibration work
- ▶ Special white corundum grinding stone with aluminium oxide for perfect grinding results even with hard steel of more than 60 HRC (tool steel)
- ▶ Removable leather honing wheel for removing grinding burrs after sharpening
- ▶ Honing paste for polishing the workpiece after grinding
- ▶ Angle gauge for adjusting the correct grinding angle
- ▶ Splash water protected motor and switch
- ▶ Fracture-proof water tank

NTS 200

- ▶ Rugged plastic housing

NTS 255

- ▶ Powder-coated steel housing

Ideal for DIY enthusiasts and crafts professionals

- > 120 W Power consumption
- > 200 x 40 mm grinding stone



NTS 200

Ideal for DIY enthusiasts and training centres

- > 200 W Power consumption
- > 250 x 50 mm grinding stone



NTS 255

Model	NTS 200	NTS 255
Art. no.	5750200	5750255

Technical specifications	NTS 200	NTS 255
Grinding disc diameter	200 mm	250 mm
Grinding disc width	40 mm	50 mm
Leather honing disc	220 x 30 mm	200 x 30 mm
Speed	120 rpm	90 rpm
Output performance drive motor	0.06 kW	0.12 kW
Drive motor rated operating mode	S1	S1
Drive motor protection type	IP 23	IP 23
Supply voltage	230 - 240 V / 50 Hz	230 - 240 V / 50 Hz
Dimensions	348 x 285 x 275 mm	380 x 370 x 420 mm
Weight	9.2 kg	17 kg

Scope of delivery NTS 200 / NTS 255:

- > Honing paste
- > Angle gauge
- > Universal grinding device
- > White corundum grinding stone 220 grain
- > Leather honing disc



Grinding stone Ø 200 mm
(Art. no.: 5760000)



Grinding stone Ø 250 mm
(Art. no.: 5760050)



Turning device
(Art. no.: 5760060)



Leather honing discs
(Art. no. 5760001/5760003)



Leather honing disc with profile
(Art. no.: 5760053)



Honing paste
(Art. no.: 5760051)




Jig for small blades
(Art. no.: 5760056)



Jig for large blades
(Art. no.: 5760057)




Jig for scissors/shears
(Art. no.: 5760058)



Plane blade grinding device
(Art. no.: 5760070)



Plane blade grinding device
(Art. no.: 5760071)



Angle gauge for disc Ø 250 mm
(Art. no.: 5760052)



Disc dresser
(Art. no.: 5760055)



Jig for axes
(Art. no.: 5760059)



Universal grinding device
(Art. no.: 5760062)

Accessories	Art. no.
White corundum grinding stone 220 grain 200 mm	5760000
White corundum grinding stone 220 grain 250 mm	5760050
Angle gauge grinding stone Ø 200 mm	5760002
Angle gauge grinding stone Ø 250 mm	5760052
Disc dresser	5760055
Leather honing disc Ø 220 mm	5760001
Leather honing disc Ø 200 mm	5760003
Leather honing disc with profile	5760053
Honing paste	5760051
Jig for tubes and gouges	5760054
Jig for small blades	5760056
Jig for large blades	5760057
Jig for scissors/shears	5760058

Accessories	Art. no.
Jig for axes	5760059
Turning device	5760060
Replacement blade for turning device	5760061
Universal grinding device	5760062
Universal grinding support	5760063
Plane blade grinding device up to 320 mm	5760070
Plane blade grinding device up to 400 mm	5760071
Household set	
Attachment for straight shears, garden shears, large knives and axes	5760064
Turning set	
Jig for tubes and gouges, universal grinding support, disc dresser	5760065


Belt and disc sanders

HOLZSTAR belt and disc sanders BTS 150 and BTS 250 – Universally deployable for deburring, surface and contour grinding. Ideal for model makers and DIY enthusiasts.

- ▶ Suitable for many materials and shapes
- ▶ Torsion-free machine housing made of grey cast iron
- ▶ This belt sander, which pivots continuously from 0° to 90°, can be used horizontally and vertically
- ▶ Double-guide, work table pivots continuously between 0° and 45°
- ▶ Faster and easier sanding belt replacement without tools thanks to quick clamping device
- ▶ Integrated extraction duct for connecting an external extraction unit
- ▶ Incl. sanding belt and sanding disc



BTS 150
With mitre stop as a factory standard




The grinding unit can be infinitely pivoted from 0° to 90° (BTS 150 only)

BTS 150
With pivoted sanding unit. The table can also be pivoted.



BTS 150
The BTS 150 is guided on both sides for enhanced stability



For sanding long edges, faces, curves, mitres and for flat surfaces at right-angles. For machining softwood and hardwood.

Model	BTS 150	BTS 250
Art. no.	5904150	5904250
Technical specifications		
Sanding belt size	915 x 100 mm	1220 x 150 mm
disc size	150 mm	250 mm
Table size	150 x 230 mm	360 x 200 mm
Speed	2 850 rpm	1 440 rpm
Current draw	400 W	800 W
Electrical connection	230 V / 50 Hz	230 V / 50 Hz
Extraction port Ø	120 mm	120 mm
Weight	17 kg	47 kg
Dimensions (L x W x H)	560 x 270 x 300 mm	720 x 410 x 440 mm

The factory-standard stop can be used as a sanding table for sanding with a pivoted sanding device.

Large sanding disc for sanding curves and radii.

The BTS 250 is equipped with a large aluminium work table. The work table is guided on both sides for even more stability


Faster and easier sanding belt replacement thanks to quick-clamping system

Additionally features practical carrying handles.


(BTS 250)



The robust work table pivots through 0° to 45°. The preset angle can be read off on a scale.



The BTS 250 is guided on both sides for enhanced stability



With integrated extraction duct for connecting an external extraction device.



Partition plate for replacing the sanding disc

► For easy installation and removal of sanding sheets with a hook and loop fastener on belt and disc sanders

► Art no. 5900301

BTS 250
With optional chassis
(Art.no. 5914250)
Included in scope of delivery:
Sanding belt 60 grain, sanding
sheet 80 grain



Accessories	Art. no.	PQ	Optional	Art. no.	PQ
Chassis for BTS 250	5914250	1	Angle stop BTS 250		
Angle stop for BTS 250	5910814	1	Accessories		
Sanding belts BTS 250 (1 220 x 150 mm)			Sanding belts BTS 150 (915 x 100 mm)		
60 grain	5911206	5	60 grain	5911006	10
80 grain	5911208	5	80 grain	5911008	10
100 grain	5911210	5	100 grain	5911010	10
120 grain	5911212	5	120 grain	5911012	10
150 grain	5911215	5	150 grain	5911015	10
180 grain	5911218	5	Sanding sheets* for hook and loop mount BTS 150		
Sanding sheets* for hook and loop mount BTS 250			40 grain hook and loop	5911504	10
60 grain hook and loop	5912506	10	60 grain hook and loop	5911506	10
80 grain hook and loop	5912508	10	80 grain hook and loop	5911508	10
100 grain hook and loop	5912510	10	100 grain hook and loop	5911510	10
120 grain hook and loop	5912512	10	120 grain hook and loop	5911512	10
150 grain hook and loop	5912515	10	150 grain hook and loop	5911515	10
Hook and loop mount	5912501	1	180 grain hook and loop	5911518	10
			Hook and loop mount	5911001	1

*Hook and loop mount for sanding sheets from the accessories range also required. Hook and loop mount not included in BTS 250 scope of supply.

Oscillating spindle grinding machine

HOLZSTAR Oscillating spindle sanding machine OSS 100 –

For sanding fittings, inside radii, round edges, recesses or cutouts

- ▶ Powerful 450 Watt motor with sufficient output for all wooden materials
- ▶ Easy to transport and store thanks to compact and lightweight design
- ▶ Creates very smooth surfaces thanks to rotating and oscillating spindle
- ▶ Maximum precision and stability, even for larger workpieces thanks to large and solid grey-cast table
- ▶ Safe and clean work thanks to integrated extraction duct for connecting an external extraction unit
- ▶ Practical storage options for accessories and fitting tools



Scope of delivery:

- > 6 Sanding sleeves 80 grain, Ø 13 / 19 / 26 / 38 / 51 / 76 mm
- > 5 rubberised grinding rollers, length 115 mm, Ø 19 / 26 / 38 / 51 / 76 mm
- > 6 table inserts, Ø 13 / 19 / 26 / 38 / 51 / 76 mm
- > 3 spindle discs, Ø 16 / 20 / 35 mm
- > Assembly tool

Model	OSS 100
Art. no.	5903500
Technical specifications	
Spindle Ø	12.7 mm
Oscillation	58 rpm
Oscillation stroke	16 mm
Sanding sleeve Ø	13; 19; 26; 38; 51; 76 mm
Sanding device speed	2 000 rpm
Extraction port Ø	38 mm
Bed size	370 x 295 mm
Motor speed	10 000 rpm
Rating	450 W
Electrical connection	230 V / 50 Hz
Protection class	II
Weight	14 kg
Dimensions (L x W x H)	390 x 330 x 450 mm

Accessories	Art. no.	PQ
Sanding roller, rubberised		
Ø19 mm	5913519	1
Ø26 mm	5913526	1
Ø38 mm	5913538	1
Ø51 mm	5913551	1
Ø76 mm	5913576	1
Table insert set		
Ø 13/19/26/38/51/76 mm	5913500	1
Spindle disc set Ø 16 / 20 / 35 mm		
	5913501	1
Sanding sleeve sets Ø 13 mm		
80 grain	5913700	3
100 grain	5913710	3
120 grain	5913720	3
240 grain	5913730	3
Sanding sleeve sets Ø 19 mm		
80 grain	5913701	3
100 grain	5913711	3
120 grain	5913721	3
240 grain	5913731	3

Accessories	Art. no.	PQ
Sanding sleeve sets Ø 26 mm		
80 grain	5913702	
100 grain	5913712	
120 grain	5913722	
240 grain	5913732	
Sanding sleeve sets Ø 38 mm		
80 grain	5913703	
100 grain	5913713	
120 grain	5913723	
240 grain	5913733	
Sanding sleeve sets Ø 51 mm		
80 grain	5913704	
100 grain	5913714	
120 grain	5913724	
240 grain	5913734	
Sanding sleeve sets Ø 76 mm		
80 grain	5913705	
100 grain	5913715	
120 grain	5913725	
240 grain	5913735	

Oscillating belt & spindle sanding machine

HOLZSTAR Oscillating belt & spindle sanding machine OBSS 100 –

For grinding fittings, inside radii, round and straight edges, recesses or cut-outs

- ▶ Belt and spindle sanding in a single device - fast retooling without special tools
- ▶ Powerful 450 Watt motor with sufficient output for all wooden materials
- ▶ Easy to transport and store thanks to compact and lightweight design
- ▶ Creates very smooth surfaces thanks to rotating and oscillating spindle
- ▶ Tilting work table continuously adjustable from 0° to 45°. Additional fixed angles at 0°, 15°, 22.5°, 30° and 45°
- ▶ Safe and clean work thanks to integrated extraction duct for connecting an external extraction unit
- ▶ Practical storage options for accessories and fitting tools



Belt grinding machine function



Oscillating spindle grinding machine function

Scope of delivery:

- > 5 Sanding sleeves 80 grain, Ø 13 / 19 / 26 / 38 / 51 mm
- > 4 rubberised grinding rollers, length 115 mm, Ø 19 / 26 / 38 / 51 mm
- > 5 table inserts, Ø 13 / 19 / 26 / 38 / 51 mm
- > 3 spindle discs, Ø 16 / 22 / 44 mm
- > Sanding belt attachment
- > Cover for sanding belt attachment
- > Workpiece stop
- > Assembly tool




Model	OBSS 100
Art. no.	5903501
Technical specifications	
Grinding belt	610 x 100 mm
Sanding surface	220 x 100 mm
Circumferential belt speed	8 m/s
Spindle Ø	12.7 mm
Oscillation stroke	16 mm
Oscillation	58 rpm
Sanding sleeve Ø	13, 19, 26, 38, 51 mm
Sanding device speed	2 000 rpm
Extraction port Ø	38 mm
Table size	430 x 410 mm
Motor speed	10 000 rpm
Rating	450 W
Electrical connection	230 V / 50 Hz
Protection class	II
Weight	12 kg
Dimensions (L x W x H)	530 x 480 x 480 mm

Accessories	Art. no.	PQ
Sanding roller, rubberised		
Ø19 mm	5913519	1
Ø26 mm	5913526	1
Ø38 mm	5913538	1
Ø51 mm	5913551	1
Ø76 mm	5913576	1
Table insert set Ø 13/19/26/38/ 51/76 mm	5913500	1
Spindle disc set Ø 16 / 20 / 35 mm	5913501	1
Sanding sleeve sets Ø 13 mm		
80 grain	5913700	3
100 grain	5913710	3
120 grain	5913720	3
240 grain	5913730	3
Sanding sleeve sets Ø 19 mm		
80 grain	5913701	3
100 grain	5913711	3
120 grain	5913721	3
240 grain	5913731	3

Accessories	Art. no.	PQ
Sanding sleeve sets Ø 26 mm		
80 grain	5913702	3
100 grain	5913712	3
120 grain	5913722	3
240 grain	5913732	3
Sanding sleeve sets Ø 38 mm		
80 grain	5913703	3
100 grain	5913713	3
120 grain	5913723	3
240 grain	5913733	3
Sanding sleeve sets Ø 51 mm		
80 grain	5913704	3
100 grain	5913714	3
120 grain	5913724	3
240 grain	5913734	3
Sanding belts 610 x 100 mm		
80 grain	5913608	10
100 grain	5913610	10
120 grain	5913612	10
240 grain	5913624	10

Disc sander TS 301 / Belt and disc sander BTS 200 – Compact grinders for processing surfaces, edges and round edges


- ▶ Generously dimensioned pivoting work tops
- ▶ Mitre stop adjustable from -30° to +30° as factory standard for use on the workbenches
- ▶ Powerful motor



Graphite coating on the belt sanding machine improves the anti-frictional properties and the service life of the sanding belt



Sanding arm of belt sanding machine pivots from 0 - 90° thanks to clamping screw and scale



Easy belt run adjustment via knurled screw

TS 301


- ▶ Work top pivots from -10 to +45°

BTS 200

- Belt sanding unit pivots from 0° - 90°
- ▶ Fast replacement of sanding belts through quick-clamping system
- ▶ Easy belt run adjustment
- ▶ Rubberised drive rollers prevent sanding belt slipping

Model		TS 301	BTS 200
Art. no.		5904300	5902200
Sanding machine			
Sanding disc diameter	mm		305
Sanding belt dimensions	mm	-	152 x 1219
Belt speed	m/s	-	12
Work top(s)			
Disc sanding machine	mm	390 x 230	400 x 225
Belt sanding machine	mm	-	315 x 155
Work table pivoting	°	-10 – +45	-15 – +45
Electrical connection			
Rating	W	750	1100
Electrical connection		230 V / 1 Ph / AC / 50 Hz	
Dimensions and weights			
Length x width x height	mm	550 x 420 x 420	830 x 620 x 1 340
Extraction port Ø	mm	60	2 x 63
Weight	kg	28	53
Scope of supply			
		• Mitre stop • Sanding sheet 80 grain	• Mitre stop • Sanding sheet 80 grain • Sanding belt 100 grain


Accessories		Art. no.	PQ
Sanding belts BTS 200			
1	219 x 150 K 60	5911206	5
1	219 x 150 K 80	5911208	5
1	219 x 150 K 100	5911210	5
1	219 x 150 K 120	5911212	5
1	219 x 150 K 150	5911215	5
1	219 x 150 K 180	5911218	5
Sanding belt set BTS 200			
10	pcs. each 80/100/120 grain	5911230	1
Grinding sheets			
Ø300	60 grain hook and loop	5913106	5
Ø300	80 grain hook and loop	5913108	5
Ø300	100 grain hook and loop	5913110	5
Ø300	120 grain hook and loop	5913112	5
Ø300	150 grain hook and loop	5913115	5
Hook & loop fastener pad Ø 300 mm			
		5913016	1



Partition plate for replacing the sanding disc
For easy installation and removal of sanding sheets with a hook and loop fastener on belt and disc sanders
Art no. 5900301



Travel device for easy displacement of the machine



Fast and easy sanding belt change




Height adjustment of the sanding unit can be read off on a scale

HOLZSTAR cylinder sanding machine ZSM 405

For surface sanding of workpieces with width of up to 405 mm

- ▶ The ideal cylinder sanding machine for DIY enthusiasts
- ▶ continuously variable feed speed of 0 - 3 m/min for optimum sanding results
- ▶ Sanding unit can be quickly and precisely adjusted to the workpiece with a height-adjustment crank and scale
- ▶ Suitable for use with commercially available emery cloth



Features

- > Extraction unit
- > Front table extension
- > Rear table extension
- > Travel device

Model	ZSM 405
Art. no.	5901405

Technical specifications	
Sanding length x width max.	60 x 405 mm
Workpiece thickness max.	130 mm
Sanding roller Ø	132 mm
Sanding roller width	410 mm
Feed speed continuously adjustable	0.5 - 3.0 m/min
Speed	1 440 rpm
Extraction port Ø	100 mm
Motor output	1.5 kW
Electrical connection	230 V
Weight	85 kg
Dimensions (L x W x H)	1 030 x 950 x 1 300 mm

Sanding belts ZSM 405 (bulk on roll)	Art. no.	PQ
80 mm x 50 m, 60 grain	5918760	1
80 mm x 50 m, 80 grain	5918780	1
80 mm x 50 m, 100 grain	5918710	1
80 mm x 50 m, 120 grain	5918712	1
80 mm x 50 m, 150 grain	5918715	1
80 mm x 50 m, 180 grain	5918718	1
80 mm x 50 m, 220 grain	5918722	1

Approx. 2.5 m sanding belt are required for one winding.



Edge milling machines

Edge milling machines KSO 790 –

With pivoting sanding unit and 2 adjustable work tables

- ▶ Continuously pivoting longitudinal and transverse table for mitres between 0° and 45°
- ▶ Horizontal and vertical sanding device; thus supports a wide range of applications
- ▶ Vertical sanding possible
- ▶ Sanding belt quick clamp
- ▶ Factory-standard transverse table for contour sanding, pivots up to 45°
- ▶ Longitudinal table is height-adjustable by 110 mm to leverage the sanding belt width
- ▶ Incl. infinitely adjustable mitre stop
- ▶ Graphite coating on the sanding show for improved gliding properties of the sanding belt and longer service life



Mitres up to 45° by pivoting the longitudinal table



Easiest possible approach to sanding radii



With transverse table for contour sanding, pivots up to 45°

Scope of delivery:

- › Mitre stop

Model	KSO 790 (230 V)	KSO 790 (400 V)
Art. no.	5900791	5900790

Technical specifications		
Table height min./max.	810 / 890 mm	810 / 890 mm
Table height adjustment	80 mm	80 mm
Longitudinal table dimensions	790 x 221 mm	790 x 221 mm
Transverse table dimensions	514 x 221 mm	514 x 221 mm
Sanding belt dimensions	2010 x 150 mm	2010 x 150 mm
Sanding surface	790 x 150 mm	790 x 150 mm
Sand roller diameter	70 mm	70 mm
Circumferential belt speed	11 m/s	11 m/s
Motor output	1.5 kW	1.5 kW
Electrical connection	230 V / 50 Hz	400 V / 50 Hz
Motor output oscillation	-	-
Extraction port Ø	100 mm	100 mm
Weight	78 kg	78 kg
Dimensions (L x W x H)	1300 x 600 x 1 050 mm	1300 x 600 x 1 050 mm

Sanding belts KSO 790	Art. no.	PQ
2 010 x 150 mm, 60 grain	5917560	5
2 010 x 150 mm, 80 grain	5917580	5
2 010 x 150 mm, 100 grain	5917510	5
2 010 x 150 mm, 120 grain	5917512	5
2 010 x 150 mm, 150 grain	5917515	5
2 010 x 150 mm, 180 grain	5917518	5
2 010 x 150 mm, 220 grain	5917522	5
Woven sanding belts KSO 790		
2 010 x 150 mm, 60 grain	5917660	5
2 010 x 150 mm, 80 grain	5917680	5
2 010 x 150 mm, 100 grain	5917610	5
2 010 x 150 mm, 120 grain	5917612	5
2 010 x 150 mm, 150 grain	5917615	5
2 010 x 150 mm, 180 grain	5917618	5
2 010 x 150 mm, 220 grain	5917622	5



HOLZSTAR Edge milling machines KSO 750 and KSO 850 – Standard edge milling machines with pivoting sanding unit and oscillating sanding belt

- ▶ With oscillating sanding belt for good material removal, a clean finish and improved sanding belt service life
- ▶ With height-adjustable sanding table
- ▶ With -45° to +45° continuously adjustable mitre and workpiece stop as factory standard
- ▶ Continuously pivoting sanding unit (from 0 - 90°) for vertical and horizontal sanding
- ▶ Table height-adjustable via handwheel
- ▶ Robust grey cast iron work table with T-grooves ensures improved machine stability during working
- ▶ With height-adjustable additional table for contour sanding
- ▶ Fast and easy sanding belt replacement thanks to quick-clamping system
- ▶ Spring-loaded clamping device for even belt tension
- ▶ Grinding shoe with graphite coating as factory standard
- ▶ Extraction port Ø 100 mm
- ▶ With lockable storage space in factory standard chassis
- ▶ With lockable emergency off switch



Thanks to the pivoting sanding unit, the edge milling machine can be used for a variety of sanding tasks, such as vertical and horizontal sanding




Scope of delivery:
 > Mitre stop
 > Workpiece stop 700 x 60 mm

Model	KSO 750 (230 V)	KSO 750 (400 V)	KSO 850 (230 V)	KSO 850 (400 V)
Art. no.	5900751	5900750	5900851	5900850
Technical specifications				
Table height min./max.	970 / 1 050 mm	970 / 1 050 mm	950 / 1 030 mm	950 / 1 030 mm
Table height adjustment	80 mm	80 mm	80 mm	80 mm
Longitudinal table dimensions	750 x 250 mm	750 x 250 mm	840 x 300 mm	840 x 300 mm
Transverse table dimensions	300 x 250 mm	300 x 250 mm	300 x 250 mm	300 x 250 mm
Sanding belt dimensions	2270 x 150 mm	2270 x 150 mm	2515 x 150 mm	2515 x 150 mm
Sanding area (graphite coating)	820 x 170 mm	820 x 170 mm	950 x 180 mm	950 x 180 mm
Sand roller diameter	110 mm	110 mm	110 mm	110 mm
Circumferential belt speed	16.3 m/s	16.3 m/s	16 m/s	16 m/s
Motor output	2.2 kW	2.2 kW	2.2 kW	2.2 kW
Electrical connection	230 V / 50 Hz	400 V / 50 Hz	230 V / 50 Hz	400 V / 50 Hz
Extraction port Ø	100 mm	100 mm	100 mm	100 mm
Weight	120 kg	120 kg	148 kg	148 kg
Dimensions (L x W x H) in mm	1300x750x1200	1300x750x1200	1430x600x1250	1430x600x1250

Sanding belts KSO 750	Art. no.	PQ
2 270 x 150 mm, 60 grain	5372306	5
2 270 x 150 mm, 80 grain	5372308	5
2 270 x 150 mm, 100 grain	5372310	5
2 270 x 150 mm, 120 grain	5372312	5
2 270 x 150 mm, 150 grain	5372315	5
2 270 x 150 mm, 180 grain	5372318	5
2 270 x 150 mm, 220 grain	5372322	5
Woven sanding belts KSO 750		
2 270 x 150 mm, 60 grain	5373306	5
2 270 x 150 mm, 80 grain	5373308	5
2 270 x 150 mm, 100 grain	5373310	5
2 270 x 150 mm, 120 grain	5373312	5
2 270 x 150 mm, 150 grain	5373315	5
2 270 x 150 mm, 180 grain	5373318	5
2 270 x 150 mm, 220 grain	5373322	5
Sanding belts KSO 850	Art. no.	PQ
2 515 x 150 mm, 60 grain	5918560	5
2 515 x 150 mm, 80 grain	5918580	5
2 515 x 150 mm, 100 grain	5918510	5
2 515 x 150 mm, 120 grain	5918512	5
2 515 x 150 mm, 150 grain	5918515	5
2 515 x 150 mm, 180 grain	5918518	5
2 515 x 150 mm, 220 grain	5918522	5
Woven sanding belts KSO 850		
2 515 x 150 mm, 60 grain	5918660	5
2 515 x 150 mm, 80 grain	5918680	5
2 515 x 150 mm, 100 grain	5918610	5
2 515 x 150 mm, 120 grain	5918612	5
2 515 x 150 mm, 150 grain	5918615	5
2 515 x 150 mm, 180 grain	5918618	5
2 515 x 150 mm, 220 grain	5918622	5

HOLZSTAR edge milling machine KSO 1500 F – Standard edge milling machines with pivoting sanding unit and oscillating sanding belt for perfect sanding results


- ▶ The welded steel machine stand guarantees a high level of torsion stiffness and vibration-free processing
- ▶ Sanding unit pivots up to 45° via lever for sanding straight and bevelled edges
- ▶ Oscillating sanding belt with separate gear motor for improved sanding results
- ▶ Oscillation can be optionally engaged
- ▶ Sanding shoe graphite coated as factory standard for a longer service life of the sanding belt
- ▶ Height-adjustable sanding table utilises the entire width of the sanding belt
- ▶ Height-adjustable additional table with extraction unit for sanding radii
- ▶ Automatically compensates for bend length differences through spring-loaded belt tensioner



Height-adjustable additional table with extraction unit for sanding radii



Height-adjustable sanding table utilises the entire width of the sanding belt



incl. mitre stop

Scope of delivery:

- > Mitre stop

Model	KSO 1500 F
Art. no.	5901500

Technical specifications	
Table height min./max.	740 / 920 mm
Table height adjustment	180 mm
Longitudinal table dimensions	750 x 300 mm
Transverse table dimensions	330 x 330 mm
Sanding belt dimensions	2600 x 150 mm
Sanding surface	850 x 200 mm
Sand roller diameter	100 mm
Circumferential belt speed	20 m/s
Motor output	3.0 kW
Electrical connection	400 V / 50 Hz
Motor output oscillation	0.25 kW
Extraction port Ø	120 / 80 mm
Weight	180 kg
Dimensions (L x W x H)	1 720 x 700 x 1 030 mm

Sanding belts KSO 1500 F	Art. no.	PQ
2 600 x 150 mm, 60 grain	5372806	5
2 600 x 150 mm, 80 grain	5372808	5
2 600 x 150 mm, 100 grain	5372810	5
2 600 x 150 mm, 120 grain	5372812	5
2 600 x 150 mm, 180 grain	5372818	5
2 600 x 150 mm, 220 grain	5372822	5

Edge milling machine KSO 1500 with pivoting edge milling machine with sanding unit, oscillating sanding belt and sanding sleeve unit

- ▶ Continuously pivoting sanding unit (0 - 90°) for vertical and horizontal sanding
- ▶ Oscillating sanding belt for improved sanding results and a longer service life of the sanding belt
- ▶ Fast and easy sanding belt replacement thanks to quick-clamping system
- ▶ Sanding pad graphite coated as factory standard for a longer service life of the sanding belt
- ▶ Height-adjustable, rugged, grey cast iron work table with T groove, spring supported
- ▶ Smooth-action adjustment of table height thanks to gas springs
- ▶ Incl. lateral sanding sleeve unit for sanding curves and radii
- ▶ Incl. infinitely adjustable mitre stop
- ▶ Two extraction ports Ø 100 mm



KSO 1500 tilting

Model	KSO 1500
Art. no.	5368150
Technical specifications	
Sanding belt dimensions	2 270 x 150 mm
Sanding surface	770 x 150 mm
Sanding belt speed	16 m/s
Cast table size	680 x 310 mm
Additional table size	260 x 260 mm
Motor output 50 Hz	1500 kW/ 400 V
Weight	162 kg
Dimensions in mm (L x W x H)	1 350 x 585 x 1 210
Extraction port diameter	2 x 100 mm


Sanding belts KSO 1500	Art. no.	PQ
2 270 x 150 mm K 60	5372306	5
2 270 x 150 mm K 80	5372308	5
2 270 x 150 mm K 100	5372310	5
2 270 x 150 mm K 120	5372312	5
2 270 x 150 mm K 150	5372315	5
2 270 x 150 mm K 180	5372318	5
2 270 x 150 mm K 220	5372322	5

Woven fabric sanding belt set for KSO 1500
comprising
4 x 80 grain, 3 x 100 grain, 3 x 120 grain 5373300


Woven fabric sanding belts KSO 1500	Art. no.	PQ
2 270 x 150 mm K 60	5373306	5
2 270 x 150 mm K 80	5373308	5
2 270 x 150 mm K 100	5373310	5
2 270 x 150 mm K 120	5373312	5
2 270 x 150 mm K 150	5373315	5
2 270 x 150 mm K 180	5373318	5
2 270 x 150 mm K 220	5373322	5




Can be used for a variety of sanding tasks thanks to an infinitely pivotable sanding unit, e.g., vertical and horizontal sanding



- ▶ Sanding sleeve unit incl. three rubber rollers (Ø 38/50/76 mm), three sanding sleeves (sanding width 100mm), four table inserts and height-adjustable table with extraction unit
- ▶ Bed insert with slots for optimum extraction



- ▶ Continuously pivoting sanding unit through 0-90°
- ▶ Latching at 0°/22.5°/45°/67.5°/90°



- ▶ With rubberised sanding roller and graphite coating on sanding pad
- ▶ Equipped with second emergency stop switch on top of sanding unit as a factory standard

Sanding sleeves KSO 1500 (sanding width: 100 mm)	Art. no.	PQ
Ø 38 K 60	5373860	10
Ø 38 K 80	5373880	10
Ø 38 K 100	5373810	10
Ø 38 K 120	5373812	10
Ø 50 K 60	5375160	10
Ø 50 K 80	5375180	10
Ø 50 K 100	5375110	10
Ø 50 K 120	5375112	10
Ø 76 K 60	5377660	10
Ø 76 K 80	5377680	10
Ø 76 K 100	5377610	10
Ø 76 K 120	5377612	10

Sanding sleeve starter set 18-part	Art. no.
Comprising two sanding sleeves each	5378150 1
Ø 38 80 grain, Ø 38 100 grain, Ø 38 120 grain, Ø 50 80 grain, Ø 50 100 grain, Ø 50 120 grain, Ø 76 80 grain, Ø 76 100 grain, Ø 76 12 grain	


Edge milling machines

HOLZKRAFT Standard edge milling machines with pivoting sanding unit and oscillating sanding belt. F type for veneer sanding

- ▶ Sanding unit pivots up to 45° via lever
- ▶ The welded steel machine stand guarantees a high level of torsion stiffness and vibration-free processing
- ▶ Oscillating sanding belt with separate gear motor for improved sanding results
- ▶ Oscillation can be optionally engaged
- ▶ Sanding shoe graphite coated as factory standard for a longer service life of the sanding belt

- ▶ Height-adjustable sanding table utilises the entire width of the sanding belt
- ▶ Height-adjustable additional table with extraction unit for sanding radii
- ▶ The spring-loaded belt tensioner automatically compensates for belt length differences.
- ▶ With twin extraction unit
- ▶ Pull-out roller table extension
- ▶ With rubberised sanding roller

- KSO 150 F - KSO 200 F additionally feature:**
- ▶ Veneer edge milling unit with contact shoe for granular adjustment, relief rollers and fence jaws
 - ▶ With grooved run-in jaws for veneer protrusions
 - ▶ Fast change-over from veneer edge to solid wood sanding possible



KSO 150 M
Sanding unit pivots up to 45° via lever

KSO 150 M

Model	KSO 150 M	KSO 150 F	KSO 150 FD	KSO 200 F
Art. no.	5362600	5363000	5363002	5363001
Technical specifications				
Work tables L x W	750 x 300 mm	960 x 350 mm	960 x 350 mm	960 x 350 mm
Work table height adjustment	200 mm	230 mm	230 mm	230 mm
Sanding surface	850 x 200 mm	1 050 x 150 mm	1 050 x 150 mm	1 050 x 200 mm
Belt speed	20 m/s	20 m/s	20 m/s	20 m/s
Oscillation stroke	20 mm	20 mm	20 mm	20 mm
Motor 400 V / 50 Hz	3.0 kW	3.0 kW	3.0 kW	3.0 kW
Motor oscillation	0.25 kW	0.25 kW	0.25 kW	0.25 kW
Belt length	2 600 mm	3 000 mm	3 100 mm	3 000 mm
Belt width	150 mm	150 mm	150 mm	200 mm
Dimensions L x W x H _{max.}	1 600 x 850 x 1 350 mm	1 900 x 900 x 1 350 mm	1 900 x 900 x 1 350 mm	1 900 x 900 x 1 350 mm
Weight	215 kg	295 kg	310 kg	290 kg
Extraction port Ø	140 mm / 2x 100 mm	140 mm / 2x 100 mm	140 mm / 2x 100 mm	140 mm / 2x 100 mm

Equipment level KSO 150 M:

- › Table width extension
- › Rubber rollers
- › Wooden crate

Equipment level KSO 150 F:


- › Bracket for VSA
- › Table width extension
- › Rubber rollers
- › Wooden crate

Equipment level KSO 150 FD:

- › Bracket for VSA
- › Table width extension
- › Rubber rollers
- › Turnstile
- › Wooden crate

Equipment level KSO 200 F:

- › Table width extension
- › Rubber rollers
- › Wooden crate



· **KSO 150 FD** with turnstile and rotating extraction plate for fast conversion for 3 different sanding radii:
Ø 60 mm, Ø 100 mm, Ø 120 mm



KSO 150 FD

Fig. shows optional mitre stop

► **KSO 150 FD** equipped with stable bracket as a factory standard in preparation for fitting a feed unit



Prepare to be fascinated!
For more information, check out our movie presentation.



KSO 150 F

Fig. with pivoted sanding unit, unit pivots via a hand wheel through 90-45°

► **KSO 150 F** equipped with stable bracket as a factory standard in preparation for fitting a feed unit

► Feed unit not included in scope of supply

Sanding belts for KSO 150 M (dimensions 150 x 2 600 mm)	Art. no.	PQ
60 grain	5372806	5
80 grain	5372808	5
100 grain	5372810	5
120 grain	5372812	5
180 grain	5372818	5
220 grain	5372822	5

for KSO 150 F (dimensions 150 x 3 000 mm)	Art. no.	PQ
60 grain	5372826	5
80 grain	5372828	5
100 grain	5372830	5
120 grain	5372832	5
180 grain	5372838	5
220 grain	5372842	5

Sanding belts for KSO 150 M (dimensions 150 x 3 100 mm)	Art. no.	PQ
60 grain	5372926	5
80 grain	5372928	5
100 grain	5372930	5
120 grain	5372932	5
180 grain	5372938	5
220 grain	5372942	5

for KSO 200 F (dimensions 200 x 3 000 mm)	Art. no.	PQ
60 grain	5372850	5
80 grain	5372852	5
100 grain	5372840	5
120 grain	5372856	5
180 grain	5372848	5
220 grain	5372860	5

Accessories	Art. no.
Mitre stop	5379050
Turnstile for KSO 150F	5379051
Bracket for VSA for KSO 200 F	5379052
Bracket height extension for VSA for machining workpieces taller than 100 mm (KSO 150F, KSO 150FD and KSO 200F)	5379055
Chassis for KSO 150 M	5379053
Chassis for KSO 150 F / 200 F	5379054



Mitre stop for KSO
Art no. 5379050

Extraction units

Chip extraction unit SAA –

Boosts the performance of your woodworking machines and offers user health benefits

- ▶ For milling, planing and saw chips (not suitable for dust)
- ▶ Metal blade-wheel impeller for great extraction performance
- ▶ Excellent value for money



SAA 901

SAA 901

- ▶ Impeller and housing made of plastic



SAA 2003

SAA 2001 / 2003 / 3001 / 3003

- Stable design-made of solid sheet steel, no fragile plastics
- ▶ Less static charge compared with plastic designs
- ▶ Easily movable thanks to steering rollers



SAA 3003

Scope of delivery SAA 901/ 2001/2003:

- > 1 chip bag
- > 1 filter sack
- > 2 straps for fastening the sacks
- > 1 hose
- > 2 hose clips

Scope of supply SAA 3001/3003:

- > 2 chip bags
- > 2 filter bags
- > 4 straps for fastening the sacks

Model	SAA 901	SAA 2001	SAA 2003	SAA 3001	SAA 3003
Art. no.	5923901	5922201	5922203	5922301	5922303

Technical specifications	SAA 901	SAA 2001	SAA 2003	SAA 3001	SAA 3003
Air flow rate	1 150 m ³ /h	2 553 m ³ /h		3 910 m ³ /h	
Max. negative pressure	1 600 Pa	1 300 Pa	1 950 Pa	1 950 Pa	1 900 Pa
Extraction port Ø on device	100 mm	125 mm		150 mm	
Extraction port Ø on distributor	1 x 100 mm	2 x 100 mm		3 x 100 mm	
Motor output	0.55 kW	1.5 kW		2.2 kW	
Supply voltage	230 V	230 V	400 V	230 V	400 V
Weight	25 kg	37 kg		48 kg	
Length x width x height	870 x 500 x 1 495 mm	1 000 x 750 x 2 000 mm		1 450 x 800 x 2 000 mm	

Accessories	Article no.	PQ
Filter bag SAA 901	5930901	1
Filter bag SAA 2003	5932203	1
Filter bag SAA 3003	5932303	1
Chip sack for SAA 901	5930902	10
Chip sacks for SAA 2003 + 3003	5123055	10



Reducing sleeves, machine connecting parts
straight, non-flanged, inside Ø

Diameter wide/narrow	Art. no.
Ø 80W/60E mm	5142426
Ø 100W/60E mm	5142427
Ø 100W/80E mm	5142421
Ø 120W/100E mm	5142424
Ø 140W/120E mm	5142425
Ø 150W/100E mm	5142422
Reducing sleeve straight, W flanged, inside Ø	
Ø 125W/120E mm	5145212
Ø 160W/150E mm	5145215
Ø 200W/180E mm	5145218
Ø 220W/200E mm	5145220
Ø 60/35 mm	5147379
Ø 80/60 mm	5147381
Ø 100/60 mm	5147382
Adapters	
Ø 100/100E mm	5142430
Ø 120/120E mm	5142431



Hose clamps screw-type

Diameter	Art. no.
Ø 32- 50 mm	5142450
Ø 40-60 mm	5142560
Ø 70-90 mm	5142490
Ø 100- 120 mm	5142410
Ø 110-130 mm	5142453
Ø 140-160 mm	5142416
Ø 150-170 mm	5142456
Ø 170-190 mm	5142457
Ø 200-220 mm	5142420



Polyurethane flexible hose,
transparent with spiral, available
in 2.5 / 5.0 and 10.0 m lengths

Nominal width	Length	Art. no.
Ø 40 mm	2.5 m	5142500-2.5
Ø 40 mm	5 m	5142500-5
Ø 40 mm	10 m	5142500
Ø 60 mm	2.5 m	5142501-2.5
Ø 60 mm	5 m	5142501-5
Ø 60 mm	10 m	5142501
Ø 80 mm	2.5 m	5142502-2.5
Ø 80 mm	5 m	5142502-5
Ø 80 mm	10 m	5142502
Ø 100 mm	2.5 m	5142503-2.5
Ø 100 mm	5 m	5142503-5
Ø 100 mm	10 m	5142503
Ø 120 mm	2.5 m	5142504-2.5
Ø 120 mm	5 m	5142504-5
Ø 120 mm	10 m	5142504
Ø 125 mm	2.5 m	5142509-2.5
Ø 125 mm	5 m	5142509-5
Ø 125 mm	10 m	5142509
Ø 140 mm	2.5 m	5142505-2.5
Ø 140 mm	5 m	5142505-5
Ø 140 mm	10 m	5142505
Ø 150 mm	2.5 m	5142506-2.5
Ø 150 mm	5 m	5142506-5
Ø 150 mm	10 m	5142506
Ø 160 mm	2.5 m	5142507-2.5
Ø 160 mm	5 m	5142507-5
Ø 160 mm	10 m	5142507
Ø 160 mm	10 m	5142507
Ø 180 mm	2.5 m	5142511-2.5
Ø 180 mm	5 m	5142511-5
Ø 180 mm	10 m	5142511
Ø 200 mm	2.5 m	5142508-2.5
Ø 200 mm	5 m	5142508-5
Ø 200 mm	10 m	5142508



Floor cleaning set 1

- Suitable for all extraction units
- Includes premium 2.5 m spiral hose, extraction pipe, floor nozzle with rollers, handle and 2 pipe clamps
 - Width of floor nozzle: 430 mm
 - Slot width: 30 mm
 - Hose Ø: 100 mm

Model	BRS 1
Art. no.	5148100

HOLZKRAFT measuring tools and workpiece stops – Useful helpers for your daily work

Measuring tape

- Measuring tape length: 5 m
- Measuring tape width: 19 mm
- Measuring tape thickness: 0.135 mm
- Automatic tape recoil
- Housing made of impact-proof plastic material and stainless steel housing
- Rugged loop and metal belt clip



With 2 small magnets



Type	Art. no.
Measuring tape TBM 5 x 19	5910519

Protractor

- For precise angle adjustment of saw blades, e.g., for sliding table, or mitre saws, magnet integrated in housing
- Large digital LCD display with back-lighting
- Battery-powered with 1.5V AAA battery (included in scope of delivery)
- Precision: $\pm 0.1^\circ < 90^\circ < \pm 0.2^\circ$
- Measuring range: $4 \times 90^\circ$
- Dimensions (L x W x H): 60 x 60 x 25 mm
- Weight: 82 g
- Includes leather bag with belt clip



Type	Art. no.
Protractor WM 90-4	5910094

Raw air extraction units

Extraction units ASA - with mobile chassis as factory standard

- ▶ For milling, planing and saw chips (not for dust)
- ▶ High extraction performance
- ▶ Extremely quiet
- ▶ Easily movable thanks to steering rollers
- ▶ Made of solid sheet steel, no fragile plastics
- ▶ Less static charge compared with plastic
- ▶ Metal blade-wheel impeller for improve vacuum performance
- ▶ Double-woven fine filter bag for particles > 5µm
- ▶ Quick coupling for filter and chip sack
- ▶ Excellent value for money

When purchasing an extraction unit with automatic start-up, you must also order a switch cover ASA with switch for permanent operation for the automatic switch-on system (with your machine order) for the ASA 2051, 2053, 2553, 2401, 2403 and 3303 models (for installation in-house).
Art. no. 0512205100D



Scope of delivery ASA	1051	2401/03	3303	4003	5403
Filter bags for particles > 5 µm	1	1	2	2	2
Chip bags PVC	3	3	4	4	4
Spiral extraction hose 2.5 m, Ø 100 mm	1	1	1	1	-

Model	ASA 1051	ASA 2401	-	-	-
Art. no. (230 Volt)	5121051	5122401	-	-	-

Model	-	ASA 2403	ASA 3303	ASA 4003	ASA 5403
Art. no. (400 Volt)	-	5122403	5123303	5124003	5125403

Technical specifications	ASA 1051	ASA 2403	ASA 3303	ASA 4003	ASA 5403
Max. flow rate	844 m³/h	2 789 m³/h	3 260 m³/h	3 671 m³/h	5 355 m³/h
Filter surface approx.	1.3 m²	1.8 m²	3.6 m²	4.6 m²	12.9 m²
Max. negative pressure	1 233.00 Pa	1,668.90 Pa	1,507.00 Pa	2,099.80 Pa	2,079.90 Pa
Motor output 50 Hz	0.75 kW	1.1 kW	1.5 kW	2.2 kW	3.7 kW
Max. sound pressure level	75 dB(A)	80 dB(A)	85 dB(A)	88 dB(A)	90 dB(A)
Weight	36 kg	43.5 kg	57.5 kg	79.5 kg	111 kg
Dimensions (L x W x H)	750 x 380 x 1 850 mm	900 x 480 x 2 400 mm	1 440 x 480 x 2 200 mm	1 680 x 580 x 2 800 mm	1 900 x 670 x 2 800 mm
Chip sack volume	100 l	160 l	2 x 160 l	2 x 270 l	2 x 450 l
Extraction port Ø on device	102 mm (4")*	203 mm (8")*	203 mm (8")*	203 mm (8")*	254 mm (10")*
Extraction port Ø on standard distributor	100 mm*	120 mm*	2 x 120 mm*	3 x 120 mm*	3 x 120 mm*
	-	100 mm*	1 x 100 mm*	1 x 100 mm*	1 x 100 mm*

* various distributors with outlets, see accessories in the main catalogue or visit www.holzskraft.de




The extraction unit can be fitted rotated through 180° for the ASA 2401, ASA 2403, ASA 3303, ASA 4003 and ASA 5403 models, this allows for an extraction direction from the top or bottom



ASA 4003



ASA 5403



ALA 2*

ALA 10*

When purchasing an extraction unit with automatic start-up, you must also order a switch cover ASA with switch for permanent operation for the automatic switch-on system (with your machine order) for the ASA 2051, 2053, 2553, 2401, 2403 and 3303 models (for installation in-house).
Art. no. 0512205100D |

Automatic start-up for extraction units

- ▶ When the woodworking machine is switched on, the extraction unit automatically starts up with a delay of 2-3 sec.; there is no need to start the extraction unit separately
- ▶ When the processing machine is switched off, the extraction unit continues to run for approx. 3-4 sec.
- ▶ The residual dust is extracted after switching off the processing machine in line with the Hazardous Materials Ordinance
- ▶ Protection against grid overload on switching on

Model	ALA 2*	ALA 10*
Art. no.	5121503	5121504
Technical data		
Machine power connection	1 x 230 V	1 x 400 V/16 A
Extraction unit power connection	1 x 230 V	1 x 400 V/16 A
Power supply	230 V/16 A	400 V/16 A
50-60Hz		4.0 kW
Max. connected load	Plug	400 V/16 A plug

* ASA switch cover required for continuous operation

Accessories	Art. no.
Filter cartridge ASA 1051	5121054
Filter cartridge ASA 2401/2403 / 3303	5122056
Filter cartridge ASA 4003	5123056
Filter cartridge ASA 5403	5125056
Distributor Ø 203 mm / 1x120/1x80 mm	5122005
Distributor Ø 203 mm / 1x120/1x60 mm	5122006
Distributor Ø 203 mm / 2x120/1x100/1x80 mm	5122007
Distributor Ø 203 mm / 2x120/1x100/1x60 mm	5122008

Accessories	Art. no.	PQ
Filter bag ASA 1051	5121052	
Filter bag ASA 2401/2403	5122054	
Filter bag ASA 3303	5122554	
Filter bag ASA 4003	5123054	
Filter bag ASA 5403	5125054	
Chip bag PVC ASA 1051	5121053	10
Chip bag PVC ASA 2401/2403	5122055	10
Chip bag PVC ASA 3303	5122555	10
Chip bag PVC ASA 4003	5123055	10
Chip bag PVC ASA 5403	5125055	5

Extraction units ASA 11 - 61 – Stationary models with large chip collection volume on small footprint, mobile chassis available as accessory.

- ▶ Universally deployable also for plastic, metal, glass, polystyrene, paper and similar
- ▶ Extremely rugged design
- ▶ Housing made of galvanized sheet metal
- ▶ Chip barrels are powder coated
- ▶ Blade-wheel style impellers for improved extraction performance
- ▶ Substantially reduced dust content thanks to double-woven fine filter bag
- ▶ Extractors comply with dust class L
- ▶ Base units pre-assembled in modular design
- ▶ Very short installation times for large units
- ▶ Excellent value for money
- ▶ Short installation time thanks to modular design



Fig. shows ASA 21

Scope of delivery ASA 11 - 61:

- › Base frame with ventilator unit mounted
- › 1 - 6 chip bags
- › ASA 11 - ASA 21 extraction unit with plastic impeller
- › ASA 31 - ASA 61 extraction unit with metal impeller
- › Star-delta switch as of 5.5 kW motor (ASA 51 / ASA 61)
- › Support legs

Model	ASA 11*	ASA 21*	ASA 31*	ASA 41***	ASA 51*	ASA 61*
Art. no.	5133110	5133120	5133130	5133140	5133150	5133160
Technical specifications						
Extraction port Ø	160 mm	160 mm	200 mm	250 mm	250 mm	300 mm
Motor output IE3	2.2 kW	2.2 kW	3.0 kW	4.0 kW	5.5 kW	7.5 kW
Voltage	400 V	400 V	400 V	400 V	400 V	400 V
Max. flow rate	2 100 m³/h	2 300 m³/h	3 300 m³/h	4 300 m³/h	5 300 m³/h	7 300 m³/h
Rated volume flow*	1 300 m³/h	1 300 m³/h	2 500 m³/h	3 500 m³/h	4 500 m³/h	5 500 m³/h
Negative pressure	2 100 Pa	2 200 Pa	2 700 Pa	2 500 Pa	2 900 Pa	2 900 Pa
Filter surface area	2.2 m²	2 x 2.2 m²	3 x 2.2 m²	4 x 3.5 m²	5 x 3.5 m²	6 x 3.5 m²
Chip collection volume	175 l	2 x 175 l	3 x 175 l	4 x 175 l	5 x 175 l	6 x 175 l
Sound pressure level	82 dB(A)	83 dB(A)	84 dB(A)	85 dB(A)	86 dB(A)	88 dB(A)
Filter category	L	L	L	L	L	L
Dimensions (L x W x H) in mm	1 149 x 578 x 2 115	1 817 x 578 x 2 115	2 486 x 578 x 2 115	3 416 x 787 x 2 754	4 101 x 787 x 2 754	4 786 x 787 x 2 754
Weight	61 kg	76 kg	98 kg	182 kg	207 kg	236 kg

* various distributors with outlets, see accessories in the main catalogue or visit www.holzcraft.de ** Without optional filter cartridge

*** ASA switch cover required for continuous operation for EasySwitch automatic power up (Art. no.: 0512205100D)



Fig. shows ASA 31 AFB

Scope of supply ASA 11 AFB - 61 AFB:

- > Base frame with ventilator unit mounted
- > 1 - 6 filling containers/extraction unit with metal impeller
- > Star-delta switch as of 5.5 kW motor (ASA 51 AFB / ASA 61 AFB)

Accessories	Art. no.
Replacement filter bags ASA 11-31	5123012
Replacement filter bags ASA 41-61	5123013
Replacement chip bags ASA 11-61 (PU 10)	5123014
Y-sections 2x Ø 100 mm ASA 11/21	5123016
Y-sections 1x Ø 120 mm and 1x Ø 80 mm ASA 11/21	5123017
Y-sections 2x Ø 140 mm ASA 31	5123033
Y-sections 1x Ø 160 mm and 1x Ø 120 mm ASA 31	5123034
Filter cartridge for ASA 11-6	5121006
Retrofitting kit AFB for ASA 11-31 for each container	5133100
Retrofitting kit AFB for ASA 41-61 for each container	5133101

Model	ASA 11 AFB	ASA 21 AFB	ASA 31 AFB	ASA 41 AFB	ASA 51 AFB	ASA 61 AFB
Art. no.	5133210	5133220	5133230	5133240	5133250	5133260


Technical specifications	ASA 11 AFB	ASA 21 AFB	ASA 31 AFB	ASA 41 AFB	ASA 51 AFB	ASA 61 AFB
Extraction port Ø	160 mm	160 mm	200 mm	250 mm	250 mm	300 mm
Rated motor output	2.2 kW	2.2 kW	3.0 kW	4.0 kW	5.5 kW	7.5 kW
Voltage	400 V	400 V	400 V	400 V	400 V	400 V
Rated volume flow*	1 300 m³/h	1 300 m³/h	2 500 m³/h	3 500 m³/h	4 500 m³/h	5 500 m³/h
Max. flow rate	2 100 m³/h	2 300 m³/h	3 300 m³/h	4 300 m³/h	5 300 m³/h	7 300 m³/h
Negative pressure	2 100 Pa	2 200 Pa	2 700 Pa	2 500 Pa	2 900 Pa	2 900 Pa
Filter surface area	2.2 m²	2 x 2.2 m²	3 x 2.2 m²	4 x 3.5 m²	5 x 3.5 m²	6 x 3.5 m²
Chip collection volume	175 l	2 x 175 l	3 x 175 l	4 x 175 l	5 x 175 l	6 x 175 l
Sound level	82 dB(A)	83 dB(A)	84 dB(A)	85 dB(A)	86 dB(A)	88 dB(A)
Filter category	L	L	L	L	L	L
Dimensions (L x W x H) in mm	1 149 x 578 x 2 115	1 817 x 578 x 2 115	2 486 x 578 x 2 115	3 416 x 787 x 2 754	4 101 x 787 x 2 754	4 786 x 787 x 2 754
Weight	74 kg	103 kg	139 kg	238 kg	277 kg	319 kg

Sanding table

New

HDT 1500 – Grinding table for ergonomic and clean work

- ▶ Optimum, tried-and-trusted model at a low price for many applications
- ▶ Ideal for crafts rooms, e.g., in schools
- ▶ Rugged, simple bench design
- ▶ Mechanical height adjustment of the bench without tools; easy to adjust via manual screws
- ▶ Practical extraction in downward direction during woodworking, e.g., sanding, prevents chips and dust circulating at the workplace and in the workshop
- ▶ Bench support made of wooden support grid, easy on tools, or metal support grid with rubber pads
- ▶ Funnel-shaped air baffle to extraction port
- ▶ Clean air when working with manual grinding tools




Funnel-shaped air baffle to extraction port




Mechanical height adjustment of the bench without tools; easy to adjust via manual screws



Wooden support grid easy on tools



Metal support grid with rubber buffers




Insertable stops for clamping the workpiece

Choose your support grid:



Wooden support grid
L x W 1 440 x 800 mm

Model	Wooden support grid
Art. no.	5180050



Metal support grid with rubber buffers
L x W: 1 350 x 693 mm

Model	Metal support grid with rubber buffers
Art. no.	5180055




HDT 1500


Model	HDT 1500
Art. no.	5180015

Length	1 570 mm
Width	1 020 mm
Height	735 – 995 mm
Weight	73 kg
Table length	–
Table width	–
Working height min.	735 mm
Working height max.	995 mm
Load-carrying capacity	300 kg
Recommended extraction performance	1 500 m ³ /h
Connection port for extraction Ø	2 x 160 mm

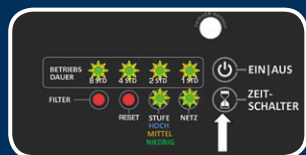
LFS 3 Operation



Plug the power connector into the mains. The "PWR" LED is lit.




To switch on the system, press the ON/OFF button. The LEDs "STAGE" and "PWR" are lit.



Press the "TIMER" button. The LEDs for the preset time light up. Each button press increases the operating time by one hour. A maximum time of 15 hours can be set.



When "REPLACE FILTER" shows red, please replace the filter as quickly as possible. When changing the filter, please note that the air filtering system must be switched off first using the "ON/OFF" switch.



To reset the machine, press the "RESET" button for approx. 5 seconds and wait until the "FILTER" LED is unlit. The "PWR" LED starts to flash. When the PWR LED stops flashing, press the ON/OFF switch to start the machine.

Ambient air filtering system LFS 3 – Intelligent system for rapid air cleaning

- ▶ Clear-cut control panel on front with LED display
- ▶ Remote control with timer function for automatic switch-off as factory standard
- ▶ Automatic self-detection of filter status determines when filter change is required
- ▶ Filter traps particles greater than 1 µm
- ▶ Controllable in three stages depending on use
- ▶ Delivered with four eyelets for fastening to the ceiling

Some examples of how often the air needs to be replaced per hour on certain premises:

- ▶ Private kitchens 15 - 25 times
- ▶ Workplace 8 - 10 times
- ▶ Classroom 5 - 7 times
- ▶ Laboratories 8 - 15 times
- ▶ Assembly shops 4 - 8 times
- ▶ Painting rooms 25 - 50 times



LFS 3
Operator side with clear-cut control panel



LFS 3
Rear

Model	LFS 3
Art. no.	5127003
Technical specifications	
Max. flow rate	
"Low" level	846 m ³ /h
"Medium" level	1 184 m ³ /h
"High" level	2 030 m ³ /h
Motor output 230 V / 50 Hz	150 Watts
Weight	23 kg
Dimensions (L x W x H) in mm	762 x 610 x 305 mm

Accessories	Art. no.
Pre-filter 5 µm	5127004
Bag filter 1 µm	5127005



Clean air dedusters RLA 125 / 140 / 160 / 210 for wood chips, designed for commercial use

- ▶ Clean air extraction units in this series dust-tested to H3, residual dust content less than 0.1 mg/m³
- ▶ High extraction performance on a small footprint
- ▶ Maximum performance in this class
- ▶ Very quiet
- ▶ All models with bump protection

Applications

- ▶ For extracting wood chips
- ▶ Commercial use
- ▶ For all woodworking machines with a matching port diameter

Premium, smart design

- ▶ Rugged and compact housing made of galvanised sheet metal
- ▶ Extraction port can easily be switched from left or right for flexible use
- ▶ Large inspection openings
- ▶ Generously dimensioned, mobile chip container with clamp bar and chip catchment bag
- ▶ Deduster pre-assembled on delivery, thus supporting fast deployment
- ▶ All models mobile
- ▶ **For model RLA 210:** Optimal chip distribution into the chip containers thanks to large filter surface area

Description of filter

- ▶ Ultra-compact with maximal filter surface area
- ▶ Filter material polyester non-woven, aluminium-vaporised, washable for a long service life
- ▶ Anti-static filter type as standard, tested and approved to M-BIA category
- ▶ Filter resistance monitoring via differential pressure sensor, adjustable with warning lamp on control panel
- ▶ The ventilator is downstream of the filter



RLA 125



RLA 140



All devices in this series dust-tested to H3, residual dust content less than 0.1 mg/m³

Model	RLA 125	RLA 140	RLA 160	RLA 210
Art. no.	5131255	5131400	5131620	5132100

Model	RLA 125 M	RLA 140 M	RLA 160 M	RLA 210 M
Art. no.	5131256	5131401	5131621	5132105

Model	RLA 125 PM	RLA 140 PM	RLA 160 PM	RLA 210 PM
Art. no.	5131257	5131402	5131622	5132110

Technical specifications	RLA 125	RLA 140	RLA 160	RLA 210
Extraction duct nominal width outside	125 mm	140 mm	160 mm	200 mm
Motor output IE3	2.2 kW	2.2 kW	2.2 kW	3.0 kW
Mains voltage	400 V	400 V	400 V	400 V
Mains frequency	50 Hz	50 Hz	50 Hz	50 Hz
Rated volume flow*	884 m ³ /h	1 108 m ³ /h	1 448 m ³ /h	2 262 m ³ /h
Max. flow rate	1 400 m ³ /h	1 750 m ³ /h	2 400 m ³ /h	3 700 m ³ /h
Negative pressure at Vnom	2 210 Pa	2 615 Pa	2 247 Pa	2 482 Pa
Filter surface area	5.31 m ²	8.5 m ²	9.21 m ²	22 m ²
Filter material	Dust class M	Dust class M	Dust class M	Dust class M
Residual dust content	H3 (<0.1 mg/m ³)	H3 (<0.1 mg/m ³)	H3 (<0.1 mg/m ³)	H3 (<0.1 mg/m ³)
Chip collection volume	1x165 (239) l	1x165 (239) l	2x165 (193) l	2x165 (193) l
Max. sound pressure level	71 dB(A)	71 dB(A)	73 dB(A)	72 dB(A)
Dimensions (L x W x H)	1 241 x 830 x 1 553 mm	1 241 x 830 x 1 700 mm	1 755 x 830 x 1 654 mm	1 755 x 830 x 1 800 mm
Axis extraction port to floor	850 mm	850 mm	827 mm	826 mm
Weight	194 kg	218 kg	267 kg	290 kg



RLA 160



RLA 210



With innovative fixing device for safe container positioning

- › Small footprint
- › Ultra compact for max. filter surface 22.0 m²
- › Maximum performance in this class
- › Optimal chip distribution

Models	Basic equipment	Features M	Features PM
	RLA 125 (5131255) RLA 140 (5131400) RLA 160 (5131620) RLA 210 (5132100)	RLA 125 M (5131256) RLA 140 M (5131401) RLA 160 M (5131621) RLA 210 M (5132105)	RLA 125 PM (5131257) RLA 140 PM (5131402) RLA 160 PM (5131622) RLA 210 PM (5132110)

Equipment level	Basic equipment	Features M	Features PM
Metal impeller	S	S	S
Inspection hatch for cleaning the bypass filter	S	S	S
Connecting cable 5 m with CEE plug 5-pin and phase converter	S	S	S
Two fixed and two steering rollers with parking brake	S	S	S
Prepared for connecting machine detector for up to eight machines and gate valve controls	○	S	S
Machine detector for up to eight machines and gate valve controls	○	Z	Z
Machine detector for up to eight machines and gate valve controls for up to eight electromagnetic or electrical shut-off gates in 230 V incl. external terminal box	○	Z	Z
Machine identification via zero-potential contact	○	○	S
Manual cleaning	S	S	○
Pneumatic cleaning (Compressed air port via standard coupling, working pressure 4 - 6 bar)	○	○	S
Sound absorber	Z	Z	Z
Briquetting press as retrofit kit (not available for RLA 140)	Z	Z	Z

S = Standard equipment / ○ = Not available / Z = Available as accessory (See Accessories table)


Accessories	RLA 125	RLA 140	RLA 160	RLA 210	Art. no.
Set of PVC chip bags RLA (PU 12 pcs.)	X	X	X	X	5141212
Bypass filter RLA	X	X	X	X	5141215
Filter cartridge small 3.9 m ²			X	X	5141606
Filter cartridge large 5.31 m ²	X	X			5141213
Filter cartridge 8.5 m ²		X	X		5141214
Filter cartridge 22 m ²				X	5141221
Sound absorber	X	X	X		5140020
Flexible PU hose -Ø 125 mm, 10 metres ⁽¹⁾	X				5142509
Flexible PU hose -Ø 140 mm, 10 metres ⁽¹⁾		X			5142505
Flexible PU hose -Ø 160 mm, 10 metres ⁽¹⁾			X		5142507
Flexible PU hose -Ø 200 mm, 10 metres ⁽¹⁾				X	5142508
Accessories also fit models M and PM					
Machine detector for up to 8 machines via transducer coils, incl. external terminal box for independent wall-mounting ⁽²⁾		X	X	X	5132401
Transducer coil for machine detection ⁽³⁾		X	X	X	5132410
Machine detector for up to 8 machines via transducer coils, and automatic gate valve control for up to 8 electro-pneumatic or electrical shut-off gates in 230 V, incl. external terminal box for independent wall-mounting		X	X	X	5132403

(1) Low-flammability as per DIN 4102, available in lengths of 2.5 / 5.0 / 7.5 and 10.0 m.

(2) Transducer coils not included in scope of supply

(3) Only usable in combination with Art. no. 5132401


Accessories for extraction units

 **Pipe clamps** for flanged pipe with M8 x 25 screws

Diameter	Art. no.
Ø 58 mm	5143006
Ø 80 mm	5143008
Ø 100 mm	5143010
Ø 120 mm	5143012
Ø 140 mm	5143014
Ø 160 mm	5143016
Ø 200 mm	5143020
Ø 250 mm	5143025
Ø 300 mm	5143030

 **Pipe clamps** with quick coupling

Diameter	Art. no.
Ø 80 mm	5144008
Ø 100 mm	5144010
Ø 120 mm	5144012
Ø 140 mm	5144014
Ø 160 mm	5144016
Ø 180 mm	5144018
Ø 200 mm	5144020
Ø 250 mm	5144025
Ø 300 mm	5144030

 **Pipe clamps** for wall-mounting for flanged pipes with M8 x 25 screws

Diameter	Art. no.
Ø 80 mm	5143280
Ø 100 mm	5143210
Ø 120 mm	5143212
Ø 140 mm	5143214
Ø 160 mm	5143216
Ø 180 mm	5143218
Ø 200 mm	5143220
Ø 250 mm	5143225
Ø 300 mm	5143230

Sealing tape for pipe clamps

Designation	Art. no.
Terostat VII sealing tape 5.0 mm / 96 m length	5143501

 **Bend 45°** galvanised, flanged both sides

Diameter	Art. no.
Ø 80 mm	5143480
Ø 100 mm	5143410
Ø 120 mm	5143412
Ø 140 mm	5143414
Ø 160 mm	5143416
Ø 180 mm	5143418
Ø 200 mm	5143420
Ø 250 mm	5143425
Ø 300 mm	5143430

 **Bend 90°** galvanised, flanged both sides

Diameter	Art. no.
Ø 80 mm	5143980
Ø 100 mm	5143910
Ø 120 mm	5143912
Ø 140 mm	5143914
Ø 160 mm	5143916
Ø 180 mm	5143918
Ø 200 mm	5143920
Ø 250 mm	5143925
Ø 300 mm	5143930

 **Steel pipe** galvanised, flanged on both sides, length: 500 mm


Diameter	Art. no.
Ø 80 mm	5143380
Ø 100 mm	5143310
Ø 120 mm	5143312
Ø 140 mm	5143314
Ø 160 mm	5143316
Ø 180 mm	5143318
Ø 200 mm	5143320
Ø 250 mm	5143325
Ø 300 mm	5143330

 **Steel pipe** galvanised, flanged on both sides, length: 1 500 mm

Diameter	Art. no.
Ø 80 mm	5143180
Ø 100 mm	5143110
Ø 120 mm	5143112
Ø 140 mm	5143114
Ø 160 mm	5143116
Ø 180 mm	5143118
Ø 200 mm	5143120
Ø 250 mm	5143125
Ø 300 mm	5143130

Punched tape for assembly work


Length	Art. no.
50 m	5143500

 **Branches two-way**

Diameter	Art. no.
Ø 120/120/60 mm	5143700
Ø 120/120/80 mm	5143701
Ø 120/120/58 mm	5143702
Ø 140/120/80 mm	5143710
Ø 160/120/60 mm	5143707
Ø 160/120/80 mm	5143703
Ø 160/120/58 mm	5143704
Ø 160/120/120 mm	5143705
Ø 160/160/80 mm	5143708
Ø 200/200/120 mm	5143709
Ø 200/200/160 mm	5143706

 **Branches** flanged all sides

Diameter	Art. no.
Ø 80 mm	5143680
Ø 100 mm	5143610
Ø 120 mm	5143612
Ø 140 mm	5143614
Ø 160 mm	5143616
Ø 200 mm	5143620
Ø 250 mm	5143625
Ø 300 mm	5143630

 **Hose couplings** flanged one side


Diameter	Art. no.
Ø 58 mm	5145058
Ø 80 mm	5145080
Ø 100 mm	5145010
Ø 120 mm	5145012
Ø 140 mm	5145014
Ø 160 mm	5145016
Ø 180 mm	5145018
Ø 200 mm	5145020

 **Pipe sleeves** for pipe extensions


Diameter	Art. no.
Ø 80 mm	5147180
Ø 100 mm	5147100
Ø 120 mm	5147113
Ø 140 mm	5147114
Ø 160 mm	5147116
Ø 200 mm	5147120
Ø 250 mm	5147250
Ø 300 mm	5147300

 **Reducers** flanged both sides


Diameter	Art. no.
Ø 80- 58 mm	5147380
Ø 100- 80 mm	5147310
Ø 120- 80 mm	5147312
Ø 120- 100 mm	5147410
Ø 140- 120 mm	5147412
Ø 160- 140 mm	5147414
Ø 160- 120 mm	5147416
Ø 180- 160 mm	5147418
Ø 200- 160 mm	5147420
Ø 200- 180 mm	5147421
Ø 250- 200 mm	5147425
Ø 300- 250 mm	5147530

 **Reducing sleeves,** machine connecting parts straight, non-flanged, inside Ø

Diameter wide/narrow	Art. no.
Ø 80W/60E mm	5142426
Ø 100W/60E mm	5142427
Ø 100W/80E mm	5142421
Ø 120W/100E mm	5142424
Ø 140W/120E mm	5142425
Ø 150W/100E mm	5142422
Reducing sleeve straight, W flanged, inside Ø	
Ø 125W/120E mm	5145212
Ø 160W/150E mm	5145215
Ø 200W/180E mm	5145218
Ø 220W/200E mm	5145220
Ø 60/35 mm	5147379
Ø 80/60 mm	5147381
Ø 100/60 mm	5147382
Adapters	
Ø 100/100E mm	5142430
Ø 120/120E mm	5142431

 **Polyurethane flexible hose,** transparent with spiral, available in 2.5 / 5.0 and 10.0 m lengths

Nominal width	Length	Art. no.
Ø 40 mm	2.5 m	5142500-2.5
Ø 40 mm	5 m	5142500-5
Ø 40 mm	10 m	5142500
Ø 60 mm	2.5 m	5142501-2.5
Ø 60 mm	5 m	5142501-5
Ø 60 mm	10 m	5142501
Ø 80 mm	2.5 m	5142502-2.5
Ø 80 mm	5 m	5142502-5
Ø 80 mm	10 m	5142502
Ø 100 mm	2.5 m	5142503-2.5
Ø 100 mm	5 m	5142503-5
Ø 100 mm	10 m	5142503
Ø 120 mm	2.5 m	5142504-2.5
Ø 120 mm	5 m	5142504-5
Ø 120 mm	10 m	5142504
Ø 125 mm	2.5 m	5142509-2.5
Ø 125 mm	5 m	5142509-5
Ø 125 mm	10 m	5142509
Ø 140 mm	2.5 m	5142505-2.5
Ø 140 mm	5 m	5142505-5
Ø 140 mm	10 m	5142505
Ø 150 mm	2.5 m	5142506-2.5
Ø 150 mm	5 m	5142506-5
Ø 150 mm	10 m	5142506
Ø 160 mm	2.5 m	5142507-2.5
Ø 160 mm	5 m	5142507-5
Ø 160 mm	10 m	5142507
Ø 180 mm	2.5 m	5142511-2.5
Ø 180 mm	5 m	5142511-5
Ø 180 mm	10 m	5142511
Ø 200 mm	2.5 m	5142508-2.5
Ø 200 mm	5 m	5142508-5
Ø 200 mm	10 m	5142508

 **Hose clamps** screw-type

Diameter	Art. no.
Ø 32- 50 mm	5142450
Ø 40-60 mm	5142560
Ø 70-90 mm	5142490
Ø 100- 120 mm	5142410
Ø 110-130 mm	5142453
Ø 140-160 mm	5142416
Ø 150-170 mm	5142456
Ø 170-190 mm	5142457
Ø 200-220 mm	5142420

Machine connecting piece

Diameter	Art. no.
Ø 102 mm	5147710
Ø 122 mm	5147712
Ø 142 mm	5147714
Ø 162 mm	5147716
Ø 182 mm	5147718
Ø 202 mm	5147720

 **Shut-off gate valves** galvanised

Diameter	Art. no.
Ø 80 mm	5143508
Ø 100 mm	5143510
Ø 120 mm	5143512
Ø 140 mm	5143514
Ø 150 mm	5143515
Ø 160 mm	5143516
Ø 180 mm	5143518
Ø 200 mm	5143520
Ø 250 mm	5143525
Ø 300 mm	5143530

 **Electrical shut-off gate valves**

Diameter	Art. no.
Ø 100 mm	5144110
Ø 120 mm	5144112
Ø 140 mm	5144114
Ø 160 mm	5144116
Ø 180 mm	5144118
Ø 200 mm	5144120
Ø 250 mm	5144125

 **Floor cleaning set 1**

Suitable for all extraction units
 ► Includes premium 2.5 m spiral hose of Ø 100 mm, extraction pipe, floor nozzle (width 430 mm, slot width 30 mm) with rollers, handle and 2 pipe clamps

Model	BRS 1
Art. no.	5148100
€ plus VAT	209.00

HOLZSTAR small-scale lathe DB 450

Compact design for DIY enthusiasts and professionals

- ▶ Machine bed made of torsion-free grey cast iron for smooth running and great precision
- ▶ Tailstock and headstock also made of rugged grey cast iron
- ▶ Tailstock (stroke 50 mm) with travelling centre punch as factory standard
- ▶ Speed adjustment in 5 stages via V-belt
- ▶ Lathe tool steady easily adjustable
- ▶ Tailstock quill with drill hole for machining longer workpieces
- ▶ Tip width of 450 mm extendible to 1 000 mm via optionally available bed extension

▶ Particularly quiet and smooth action

▶ Five speeds adjustable

▶ Tip width of 450 mm optionally extendible to 1 000 mm



V-belt can be simply shifted via clamping lever; the desired speed can be checked through a view window



Tailstock can be quickly and easily clamped using a clamping lever; sleeve easily adjustable via hand-wheel

DB 450
On a lathe by
HOLZKRAFT



- ① DB 450 with bed extension accessory BV1000
Extension of tip width to 1 000 mm



Model	DB 450
Art. no.	5920450

Technical specifications	
Max. turning Ø	254 mm
Max. height	127 mm
Max. width	450 mm
Spindle head thread	M33 x 3.5
Speeds	680, 1 000, 1 400, 2 000, 2 800 rpm
Speed stages	5
Motor output	370 W
Electrical connection	230 V / 50 Hz
Morse cone	MK 2
Weight	35 kg
Dimensions	820 x 300 x 430 mm

Accessories	Art. no.
1) Bed extension BV1000	5920451
2) 4-jaw chuck set 1 Ø 100 mm, M33 x 3.5	5931021
3) 4-jaw chuck set 2 Ø 100 mm, M33 x 3.5	5931023
4) 8-part turning tool set	5931011

Lathes

HOLZSTAR lathes DB 900 and DB 1100

Variable-speed lathes for DIY enthusiasts and professionals

- ▶ Torsion-resistant grey cast iron machine bed for smooth, precision running
- ▶ Tailstock and headstock also made of stable grey cast iron
- ▶ Wide, easily adjustable turning tool support
- ▶ Headstock with quick release lever and handwheel
- ▶ Tailstock (stroke 50 mm) with travelling centre punch as factory standard
- ▶ Tailstock quill with drill hole for machining longer workpieces
- ▶ Variable speed control from 500-2 000 rpm with digital speed display
- ▶ The headstock rotates through 180°
- ▶ Ideal for turning larger diameters
- ▶ Lockable emergency stop switch



DB 900
Standard equipment



DB 1100
Standard equipment

Scope of supply DB 900 and DB 1100:

- > Face plate Ø 15 cm
- > Travelling tailstock quill
- > Machine chassis
- > Four-pronged face tang


Model	DB 900	DB 1100
Art. no.	5920900	5921100

Technical specifications	DB 900	DB 1100
Max. turning Ø	306 mm	358 mm
Max. height	153 mm	179 mm
Max. width	900 mm	1 100 mm
Spindle head thread	M33 x 3.5	M33 x 3.5
Speeds	500 - 2 000 rpm	500 - 2 000 rpm
Speed stages	Variable, 10 stages	Variable, 10 stages
Motor output	550 W	750 W
Electrical connection	230 V / 50 Hz	230 V / 50 Hz
Morse cone	MK 2	MK 2
Weight	80 kg	92 kg
Dimensions	1 380 x 330 x 370 mm	1 620 x 340 x 430 mm



Fixed steady DB 900/1100

For machining longer workpieces and preventing oscillation and chatter marks on the lathed part in progress.



Copy device for DB 900/1100

Time-saving manufacturing of dimensionally identical workpieces with identical profiles, comprising a stable, torsion-resistant aluminium profile carrier and a grey cast carriage with steel guide rails.

Accessories	Art. no.
Fixed steady DB 900, tip height 155 mm	5931050
Fixed steady DB 1100, tip height 185 mm	5931030
Copy device for DB 900	5931101
Copy device for DB 1100	5931102


The headstock on the DB 900 and DB 1100 can be rotated through 360° and stopped at 45°, 90° and 180°.

A digital display shows the currently selected speed.

With travelling centre punch as factory standard

A copy device is optionally available for the DB 900 and DB 1100. For rational copying of original parts, or working with templates.

On all models, the tailstock is quickly and easily clamped on the machine bed with a single lever clamp.



Vario speed control from 500 - 2 000 rpm via V-belt and adjustable cone plates.



The desired speed is easily and quickly set using a lever on the operator side.



The headstock can be pivoted for turning workpieces in cross grain operations that are larger than the inside dimension of the lathe. The bed extension in combination with the convertible manual tool support ensure maximum flexibility.



The headstock on the DB 1100 can also be laterally displaced and fixed at any point on the lathe bed.



Grey cast chassis for even smoother action.

DB 1100

Fig. with factory standard grey cast chassis and optional copy device (Art. no. 5931102)




Turning tool set 8-part



4-jaw chuck set 1 Ø 100 mm with screw insert




4-jaw chuck set 2 Ø 100 mm with replaceable jaws and screw insert



Solid steel design only for manual lathes with rotatable headstock.

Accessories	Art. no.
1) 8-part turning tool set	5931011
2) 4-jaw chuck set 1 Ø 100 mm, M33 x 3.5	5931021
3) 4-jaw chuck set 2 Ø 100 mm, M33 x 3.5	5931023
4) External turning device DB 1100	5931052



Variable speed control from 0 - 1 200 rpm (L) and 0 - 3 200 rpm (H) in two



- (1) Frequency inverter for continuous speed control
- (2) Switch for selecting clockwise or anti-clockwise run
- (3) With emergency stop switch



No tools required to change the gear ratio due to easy shifting of the V-belt



The headstock can be pivoted for turning workpieces in cross grain operations that are larger than the inside dimension of the lathe. The optional bed extension in combination with the convertible manual tool support ensure maximum flexibility.

HOLZSTAR lathe DB 1202

Lathe with continuously variable speed control

- ▶ The torsion-resistant grey cast iron machine bed ensures smooth, precision running
- ▶ The tailstock and headstock are made of stable grey cast iron
- ▶ Drive can be freely displaced on the machine bed
- ▶ Headstock with quick release lever and handwheel
- ▶ Tailstock with travelling centre punch as factory standard
- ▶ Tailstock quill with drill hole for machining longer workpieces
- ▶ Variable speed control from 0 - 3 200 rpm in two speed stages: 0-1 200 and 0-3 200 rpm

A digital display shows the currently selected speed.

With travelling centre punch as factory standard

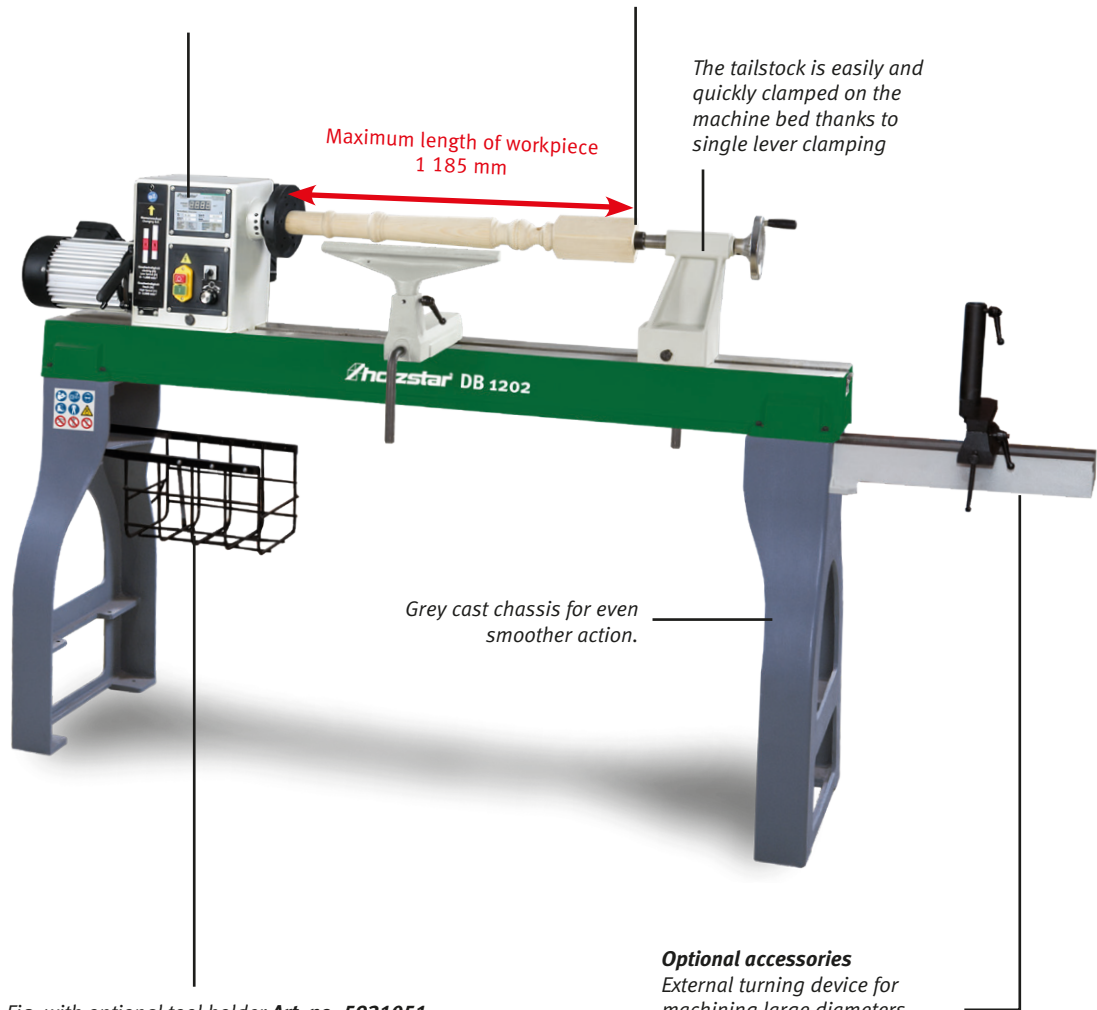



Fig. with optional tool holder Art. no. 5931051

Optional accessories
External turning device for machining large diameters Art no. 5931053

Model	DB 1202
Art. no.	5921202


Accessories	Art. no.
Tool holder	5931051
External turning device	5931053
Copy device	5931060

Technical specifications	
Max. turning Ø	460 mm
Max. height	230 mm
Max. width	1 185 mm
Spindle head thread	M33 x 3.5
Speeds	0 - 3 200 rpm
Speed stages	Variable, 2 stages
Motor output	1.5 kW
Electrical connection	230 V / 50 Hz
Morse cone	MK 2
Weight	185 kg
Dimensions	2 060 x 500 x 1 200 mm



HOLZSTAR lathe accessories

	Art. no.
4-jaw chuck set 1 Ø 100 mm, M33 x 3.5	5931021



Mount external clamping area:
51 mm / 78 mm

Mount internal clamping area:
40 mm / 63 mm

► Centric clamping

	Art. no.
4-jaw chuck set 2 Ø 100 mm, M33 x 3.5	5931023




Mount external clamping area:
50 mm / 90 mm

Mount internal clamping area:
38 mm / 73 mm

- M33 thread mount
- Chuck clamps up to 100 mm
- With screw insert
- With replaceable jaws
- Centric clamping

	Art. no.
4-jaw chuck set 1 Ø 150 mm, M33 x 3.5	5931020

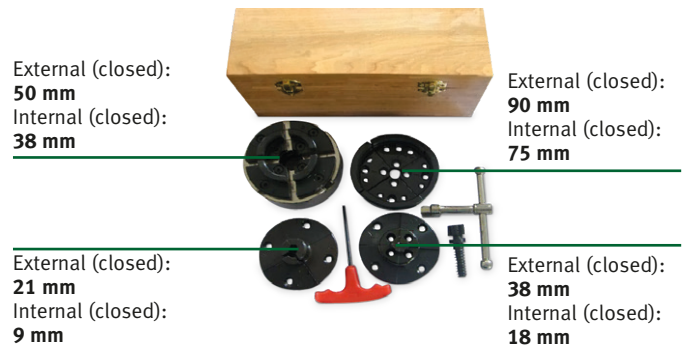


Mount external clamping area:
42 mm / 157 mm

Mount internal clamping area:
22 mm / 59 mm

- M33 thread mount
- Chuck clamps up to 157 mm
- Individually clamping jaws

	Art. no.
4-jaw professional chuck set M33 x 3.5	5931054




External (closed):
50 mm
Internal (closed):
38 mm

External (closed):
90 mm
Internal (closed):
75 mm

External (closed):
21 mm
Internal (closed):
9 mm

External (closed):
38 mm
Internal (closed):
18 mm

	Art. no.
Copy device for DB 900	5931101
Copy device for DB 1100	5931102



Scope of delivery:

- > Add-on parts for longitudinal and cross-grain turning
- > Fastening bracket for templates
- > One diamond point
- > Probe
- > Chip guard

Time-saving manufacturing of dimensionally identical workpieces with identical profiles, comprising a stable, torsion-resistant aluminium profile carrier and a grey cast carriage with steel guide rails.


	Art. no.
Tang set 3-part.	5931056



Tangs for use on lathes. The mount on the shaft is MK2; it can be used on all suitable lathes.

Set of 3 tangs
Wooden box included in scope of supply
Cone mount MK2

	Art. no.
Face plate for professional 4-jaw chuck set	5931055



Mount external clamping area:
73 mm / 140 mm

Mount internal clamping area:
53 mm / 96 mm

	Art. no.
8-part turning tool set	5931011



Scope of delivery:

- > 3 x gouges
- > 1 x mortise chisel
- > 1 x roughing tool
- > 1 x round chisel
- > 2 x straight turning chisels

Material supports / Workbenches

HOLZSTAR material supports – Stable helpers in the workshop – space-saving, folding

- ▶ Material supports universally deployable on band saws, table saws and other woodworking machines
- ▶ Perfect for supporting long, bulky, or heavy workpieces on the feed or discharge side
- ▶ Folding design, thus particularly space-saving and easy to transport
- ▶ Infinite height adjustment
- ▶ With stable, galvanized steel rollers



Model	MS 1 K	MS 1 R	MS 3 R
Art. no.	5900004	5900003	5900005
Technical specifications			
Load-bearing capacity	70 kg	70 kg	45 / 60 / 90 kg
Min./max. support height	700 / 1 150 mm	700 / 1 150 mm	670 / 1 080 mm
Max. support width	450 mm	400 mm	285 mm
Weight	10 kg	10 kg	4 kg
Dimensions (L x W x H) in mm	460 x 470 x 1 150	460 x 470 x 1 150	430 x 500 x 1 150

- MS 1 K**
With ball top for boards or similar. Lateral movements are also possible.
- MS 1 R**
With roller top. Universally deployable.
- MS 3 R**
With roller top and handle for fast adjustment.
Load-bearing capacities:
 - > Lowest position: - 90 kg
 - > Middle position: - 60 kg
 - > Highest position: - 45 kg

HOLZSTAR sawbuck SB 1 – Extremely robust

- ▶ Stable and steady steel angle sections
- ▶ Excellent corrosion protection thanks to galvanised zinc surface
- ▶ Anti-slip, toothed support surface
- ▶ Folds to a compact size
- ▶ Easy to transport

Model	SB 1
Art. no.	5900008
Technical specifications	
Load-bearing capacity	180 kg
Weight	7.2 kg
Dimensions (L x W x H) max.	800 x 850 x 780 mm



HOLZSTAR folding trestle FAB 1

- ▶ Height-adjustable without tools
- ▶ Anti-slip coated surface
- ▶ **Ideally transportable:** folds together with carrying handle

Model	FAB 1
Art. no.	5900006
Technical specifications	
Load-bearing capacity	200 kg
Min./max. support height	640 / 1 030 mm
Weight	8.3 kg
Dimensions (L x W x H) max.	970 x 620 x 1 030 mm




HOLZSTAR Telescopic trestle TAB 1300

Height-adjustable, space-saving, foldable

- ▶ Stable and steady square steel tube
- ▶ Impact- and scratch-proof plastic coating
- ▶ Space saving - foldable
- ▶ Height-adjustable thanks to easy-to-use latching safety bolts
- ▶ Latch folds out to prevent lateral slipping of the worktop (max. width 640 mm)
- ▶ Simple assembly

Model	TAB 1300
Art. no.	5900007
Technical specifications	
Load-bearing capacity	150 kg
Min./max. support height	805 / 1 300 mm
Weight	6.6 kg
Dimensions (L x W x H) max.	580 x 580 x 1 300 mm



HOLZSTAR universal material stand UMS 1

Roller stand, v-roller stand and trestle combined


- ▶ Convertible without tools
- ▶ Extremely robust workmanship
- ▶ With non-slip rubber covering

Model	UMS 1
Art. no.	5900009

Technical specifications	
Load-bearing capacity	45 – 200 kg
Min./max. support height	820 / 1 270 mm
Weight	10.4 kg
Dimensions (L x W x H) max.	750 x 680 x 1 270 mm



Use as V roller conveyor:
Load bearing capacity
45 kg



Use as roller conveyor:
Load bearing capacity
100 kg



Use as workbench
Load bearing capacity
200 kg



HOLZSTAR Clamping table/workbench SWT 100

Height-adjustable and pivoting, foldable, space-saving

- ▶ Easy worktop height-adjustment in 7 stages with foot pedal
- ▶ Height- and angle adjustment possible - ergonomic work posture whether standing or seated, independently of body height
- ▶ Robust work table made of aluminium and steel
- ▶ 8 continuously variable plastic clamping jaws provide versatile clamping options, including flat clamping or clamping of round workpieces in horizontal and vertical positions
- ▶ Rotating clamping jaws with various profiles for versatile workpiece clamping options
- ▶ Stable and steady chassis made of powder-coated square steel tube
- ▶ Work table folds for space-saving storage or ease of transport
- ▶ Anti-slip rubber feet for stability

Model	SWT 100
Art. no.	5900010

Technical specifications	
Max. load-bearing capacity	100 kg
Min./Max. table height	770 - 1070 mm
Max. clamping width with work table	201 mm
Max. clamping width with clamping jaws	410 mm
Table area - width	600 mm
Table area - depth closed	284 mm
Table area - depth open	485 mm
Angle of inclination - worktop	0°/25°/45°/80°
Weight	12.5 kg
Dimensions assembled (L x W x H)	600 x 580 x (770 - 1 070) mm
Dimensions folded	950 x 570 x 250 mm



Height-adjustable



Pivoting

HOLZSTAR Scissor roller conveyor SRB 130

Height and length-adjustable

- ▶ Extremely robust made of square steel tube
- ▶ Nine galvanized steel rollers
- ▶ Durable cantilever frame, fully galvanised design
- ▶ Excellent manoeuvring capability thanks to four steering rollers
- ▶ Steering rollers rotate through 360°
- ▶ All steering rollers made of plastic and fitted with parking brakes
- ▶ Multiple conveyors can be easily connected using two hooks

Model	SRB 130
Art. no.	5900012

Technical specifications	
Max. load-bearing capacity	130 kg
Wheel diameter	50 mm
Min./max. length	450 - 1300 mm
Min./max. height	670 - 920 mm
Weight	36 kg
Dimensions (L x W x H) min.	450 x 480 x 670 mm



With folding hook for connecting in series

Universal workbench

HOLZKRAFT UWT 3200 universal workbench and roller conveyor with fast clamping system. Can be used as a material stand or holding frame

- ▶ Universally deployable for mitre saws, belt sanders, re-saws, etc.
- ▶ Designed for guiding long workpieces
- ▶ Minimal setup time
- ▶ Space-saving thanks to folding feet
- ▶ Gripping jaws with quick clamping mechanism
- ▶ Height-adjustable roller supports
- ▶ Continuously extendable support arms on both sides to max. 2 400 mm
- ▶ Assembles and adjusts without tools
- ▶ Stable aluminium/steel design
- ▶ Excellent load-bearing capacity up to 225 kg




Fig. shows the UWT 3200 with KGZ 3050 and additional accessories, clamping rails and "breadboard".
KGZ not included in scope of supply!



Three integrated 230 V sockets on the operator side



One integrated storage compartment for spanners, screws, etc.



Space-saving folds for transport or storage




Ideal for cutting long workpieces. Retooling is fast and easy thanks to fast clamping system.
KGZ not included in scope of supply!

Model	UWT 3200
Art. no.	5900020

Technical specifications	
min./max. support height	850 / 1 000 mm
max. width	2 400 mm
Dimensions in mm	1 600 x 600 x 850
Weight	30 kg


optional accessory



Additional roller jig set (2 pcs.)
Art. No.: 5900025
€20.90 plus VAT




Work lamp on clamping rail
Art. No.: 5900023
€18.90 plus VAT




Vice with quick release
Art. No.: 5900024
€37.90 plus VAT



Additional clamping rail set (2 pcs.)
Art. No.: 5900022
€18.90 plus VAT



New Bearing rail
Art. No.: 5190021
€85.00 plus VAT



New Breadboard
Art. No.: 5190020
€65.00 plus VAT



HOLZKRAFT HB 1401/1901/1701 – Carpenter's workbenches for DIY fans through to joiners


HOLZKRAFT HB 1401 and 1901

- ▶ Compact carpenter's bench for craftsmen and training
- ▶ Finger jointed, glued beech laminate
- ▶ **With tray and four round bench dogs as factory standard**
- ▶ With two rows of bench dog holes
- ▶ Surface untreated
- ▶ Delivery broken down for self-assembly

HOLZKRAFT HB 1701

- ▶ Compact carpenter's bench for craftsmen and training
- ▶ Upper part made of solid beech glued laminated timber
- ▶ Chassis made of finger jointed beech glued laminated timber
- ▶ With tray and four round bench dogs as factory standard
- ▶ Carefully machined tool drawer
- ▶ With French front and rear jaws
- ▶ With two rows of bench dog holes
- ▶ Environmentally-friendly oiled surfaces
- ▶ Suitable for left- and right-handers thanks to pre-drilled holes for vice
- ▶ Delivery broken down for self-assembly

2 rows of bench dog holes



• HB 1401 and HB 1901 with two rows of bench dog holes



HB 1901

- Precision made and finished with care
- Made of solid, steamed copper beech

HB 1701

Model	HB 1401	HB 1901	HB 1701
Art. no.	5101411	5101911	5101711

Technical specifications	HB 1401	HB 1901	HB 1701
Overall dimensions	1 500 x 650 mm	2 000 x 650 mm	1 800 x 760 mm
Workspace without vice jaws	1 340 x 500 mm	1 840 x 500 mm	1 650 x 610 mm
Long front/rear jaw	360 mm/360 mm	360 mm / 360 mm	360 mm/360 mm
Wide front/rear jaw	55 mm/55 mm	55 mm / 55 mm	55 mm / 55 mm
Clamping width front/rear jaw	160 mm/160 mm	160 mm / 160 mm	130 mm/130 mm
Board thickness	30 mm	30 mm	30 mm
Weight	47 kg	57 kg	62 kg

Built-in cabinets for HB 1701

Scope of delivery H1 for HB 1701:

- > Two storage compartments, one door
- > Delivery broken down for self-assembly

Scope of delivery H2 for HB 1701:

- > 4 drawers, 2 doors
- > Delivered completely installed



Model	Fitted cupboard H1 For HB 1701	Fitted cupboard H2 For HB 1701
Art. no.	5102155	5102156

Technical specifications	Fitted cupboard H1 For HB 1701	Fitted cupboard H2 For HB 1701
Dimensions	1 000 x 430 x 500 mm	1 000 x 410 x 460 mm
Weight	25 kg	30 kg

HOLZKRAFT HB 1601 / HB 2007 / HB 2010 – carpenter's benches

- ▶ Professional carpenter's benches
- ▶ Precisely and carefully crafted
- ▶ Made of solid, steamed copper beech
- ▶ All important edges rounded
- ▶ Environmentally-friendly oiled surfaces
- ▶ With tool drawer as factory standard
- ▶ The two cylinder rods in the vice are precisely and stably guided in a cast part
- ▶ With easy-action trapezoidal threaded spindle

HB 1601

- ▶ With French front and rear jaws, two round bench dogs long, drawer and tray

HB 2007 additional equipment:

- ▶ With French front jaw and German rear jaw, linear guide, two round bench dogs short, two round bench dogs long, drawer and tray
- ▶ Box joints on rear jaw and back of tray

HB 2010 additional equipment:

- ▶ as per HB 2007 but with the following differences:
- ▶ Dovetail joints on rear jaw and back of tray
- ▶ Heavy-duty linear guide on rear jaw
- ▶ Heavy-duty workbench and base frame type for stability
- ▶ Heavy duty and rugged jaw guides

HB 2007

- ▶ Heavy duty version
- ▶ Box joints on rear jaw and back of tray
- ▶ With round bench dogs
- ▶ All important edges rounded
- ▶ Extensible



Scope of supply HB 2007: **New**

- > 4 bench dogs
- > 1 drawer
- > 1 universal holder for vise
- > 1 pair aluminium protective jaws

Fig. shows HB 2007 with standard scope of supply

HB 1601

- ▶ With round bench dogs
- ▶ All important edges rounded
- ▶ Environmentally-friendly oiled surfaces



Scope of supply HB 1601:

- > 2 bench dogs
- > 1 drawer
- > Storage tray

HB 1601 factory standard with tray



Tilting drawer with tool holders to match HB 2007, lockable, with tool holders as factory standard, dimensions: 1195 x 450 x 480 mm, Art. no. 5102142;

Model	HB 1601	HB 2007	HB 2010
Art. no.	5101163	5102070	5102102

Technical specifications	HB 1601	HB 2007	HB 2010
Overall dimensions	1 760 x 770 mm	2 120 x 790 mm	2 100 x 700 mm
Workspace without vice jaws	1 600 x 600 mm	1 915 x 615 mm	1 910 x 615 mm
Long front/rear jaw	360 mm/360 mm	520 mm / 450 mm	520 mm/460 mm
Wide front/rear jaw	70 mm/70 mm	55 mm / 115 mm	70 mm/135 mm
Clamping width front jaw	100 mm	165 mm	170 mm
Clamping width rear jaw	100 mm	190 mm	190 mm
Board thickness	30 mm	50 mm	50 mm
Working height	850 mm	870 mm	870 mm
Weight	61 kg	91 kg	97 kg

Suggested equipment tipping drawer: Chisels 6 - 30 mm (cherry), set of screwdrivers, large half-round file, large half-round rasp, flat drill, reamer, scraper, plane with double edge, double plane, honing stone, 300 g metal hammer, metal flat file, drill cassette, round file Ø 10 mm, triangular file, pin punch 3 and 5 mm, PUK bow saw small, smoothing plane, jointer plane 480 mm long, bevel in beech, mitre rule in beech, set square with leg dimension 25 cm, pull saw, protractor, scratch gauge, pliers



1 universal holder for vise



1 pair aluminium protective jaws



Box joints on rear jaw and back of tray



Solid linear guide on rear jaw

Quality workmanship

- ▶ With carefully crafted tool drawer as factory standard
- ▶ All important edges rounded
- ▶ Environmentally-friendly oiled surface

HB 2010

- ▶ Special heavy-duty version.
- ▶ Dovetail joints on rear jaw and back of tray
- ▶ With round bench dogs
- ▶ All important edges rounded
- ▶ Extensible



Scope of supply HB 2010:
> 4 bench dogs
> 1 drawer

Fig. shows HB 2010 with standard scope of delivery



Dovetail joints on rear jaw and back of tray



Heavy-duty linear guide on rear jaw

Accessories



Fitted cabinet

Fitted cabinet 4 drawers, 2 doors for HB 2007, lockable, Dimensions: 1 195 x 460 x 480 mm Art. no. 5102140;



Optional work support as add-on

HB 2007 and HB 2010 with additional bench dog holes on the front side of the bench dog rail for even more clamping options Art. no. 5102150

Universal work support
Art. no. 5102148,

Bench dog set short
Art. no. 5102152,



Bench dog set long
Art. no. 5102151



Accessories	Art. no.
Fitted cabinet HB 2007, 2010	5102140
Tilting drawer HB 2007, 2010	5102142
Universal work support	5102148

Accessories	Art. no.
Front jaw HB 2007, 2010	B05102060
Rear jaw HB 2007, 2010	05102060C
Vice handle	05102013D
Front/rear jaw HB 1601	05101163E

HB 2007 / HB 2010 - Professional version



Quality vices

The two cylinder rods in the vice are precisely and stably guided in a cast part. With easy-action, generously dimensioned, trapezoidal threaded spindle




The factory-standard, rotating bench dogs facilitate clamping of various types of workpieces (Fig. 1 + 2).

The clamping chucks are made of aluminium. This prevents damage to your tools in case of accidental contact. The lateral, angled clamping surface of the



round heads presses the workpieces evenly down against the worktop during clamping (Fig. 3).

Adjustable pressure elements (4) allow positioning of the round bench dogs at various heights.




Assembly and work table

HOLZKRAFT MAT – Operable without tools and flexible assembly and workbench for workshops and on-site

- ▶ Stable table with 6 cm height-adjustable support legs
- ▶ Milled-in grooves and an all-round frame at the sides allow for the use of numerous accessories (see next page)

MAT 200 H:
The work area consists of a 120 x 74 cm beechwood multiplex table top
▶ The premium paintwork is scratchproof and resilient to glue and solvents

MAT 300 K:
The work area consists of a robust plastic HPL table top
▶ This makes it highly resilient, scratchproof, easy to clean, fire-safe and resilient to glue and solvents



Thanks to the numerous accessories, a multitude of applications are possible



MAT 200 H incl. table base



MAT 300 K incl. table base

Model	MAT 200 H	MAT 300 K
Article no.	5190000	5190005
Technical specifications		
Load-carrying capacity	200 kg	300 kg
Dimensions (L x W x H)	1 200 x 740 x 860 mm	1 200 x 800 x 850 mm
Weight	47 kg	59 kg

Table tops – Robust, flexible and in premium quality



Table top without table base made of beech multiplex





Table top without table base made of plastic HPL

Model	Table top wood (beech)	Table top plastic HPL
Article no.	5190001	5190006
Technical specifications		
Dimensions (L x W x H)	1 200 x 740 x 60 mm	1 200 x 800 x 47 mm
Weight	18 kg	30 kg

Starter set – clamping system for assembly and work table


- ▶ Suitable for MAT 200 H and MAT 300 K
- ▶ Press–turn–clamp, there can't be anything easier or quicker
- ▶ Click clamps can be used virtually anywhere, and are delivered to match profiles by all brand-name manufacturers with groove widths of 6, 8 and 10 mm



Scope of delivery:

- › Tidy panel with receiving pins
- › 6 quick clamps Ø 30 mm
- › 2 eccentric clamps Ø 30 mm made of PU
- › 4 pivot bearings with grub screw for eccentric clamp Ø 30 mm
- › 1 adapter platen round with clamp horizontal length 250 mm
- › 1 adapter platen round with upright clamp length 250 mm
- › 2 adapter blocks
- › 4 adapter brackets 80 x 40 x 60 mm
- › 4 stop screws
- › 6 adapter platens 180 x 40 mm

Model	Starter set clamping system for assembly and work table
Article no.	5198100



Stop rail 1 200 mm
incl. 2 clamping elements
(Art. no.: 5198120)



Replacement bottom 1 200 x 34 mm
(Art. no.: 5198130)



Stop and clamping element Ø30 mm
(Art. no.: 5198150)



Pivot bearing with grub screw for
eccentric clamp Ø 30 mm
(Art. no.: 5198154)



Eccentric clamp plastic Ø30 mm size
100 x 44 mm
(Art. no.: 5198153)



Stop screw
(Art. no.: 5198155)



Plate 180 x 40 mm with thread
(Art. no.: 5198157)



Bracket 80 x 40 x 60 mm
(Art. no.: 5198158)



Adapter block 50 x 50 x 12 mm
(Art. no.: 5198160)



Adapter platen round with
horizontal clamp length 180 mm
(Art. no.: 5198161)



Adapter platen round with upright
clamp length 180 mm
(Art. no.: 5198163)



Stand - upright clamp
Height 300 mm, clamping range 20 mm
(Art. no.: 5198167)



Stand - horizontal clamp
(height 300 mm clamping range 8 mm)
(Art. no.: 5198165)



Fastening adapter for table extension
(Art. no.: 5198169)




Table extension 1 100 x 172 mm
(Art. no.: 5850112)

Starter set – clamping system with base plate

Clamping plate set with stop rail 720 mm

- ▶ Press–turn–clamp, there can't be anything easier or quicker
- ▶ Click clamps can be used virtually anywhere, and are delivered to match profiles by all brand-name manufacturers with groove widths of 6, 8 and 10 mm
- ▶ They are used to clamp workpieces, clad machines of all types, ensure safety as enclosures



Fixing workpieces with just a few actions

Model	Starter set clamping system with base plate
Article no.	5198101

Scope of delivery:

- > Tidy panel with receiving pins
- > 6 quick clamps Ø 30 mm
- > 2 eccentric clamps Ø 30 mm
- > 2 pivot bearings with grub screw for eccentric clamp
- > 1 adapter platen round with horizontal clamp
- > 1 adapter platen round with upright clamp
- > 2 adapter blocks
- > 2 adapter brackets 80 x 40 x 60
- > 2 adapter brackets 80 x 80 x 60
- > 2 stop screws
- > 4 adapter platens 180 x 40 mm
- > 1 stop rail 50 cm with clamping bracket and quick clamp
- > 1 base plate 50 x 50 x 4 cm

Accessories



Base plate 500 x 500 mm
(Art. no.: 5198111)



Stop rail 500 mm
incl. 2 clamping elements
(Art. no.: 5198123)



Stop and clamping element Ø30 mm
(Art. no.: 5198150)



Eccentric tensioner Ø 30 mm
Size 100 x 44 mm
(Art. no.: 5198152)



Pivot bearing with grub screw for
eccentric clamp Ø 30 mm
(Art. no.: 5198154)



Stop screw
(Art. no.: 5198155)



Plate 180 x 40 mm with thread
(Art. no.: 5198157)



Bracket 80 x 40 x 60 mm
(Art. no.: 5198158)



Bracket 80 x 80 x 60 mm
(Art. no.: 5198159)



Adapter block 50 x 50 x 12 mm
(Art. no.: 5198160)



Adapter platen round with horizontal
clamp length 180 mm
(Art. no.: 5198161)



Adapter platen round with horizontal
clamp length 250 mm
(Art. no.: 5198162)



Adapter platen round with upright
clamp length 180 mm
(Art. no.: 5198163)



Adapter platen round with upright
clamp length 250 mm
(Art. no.: 5198164)

Complete range of accessories on previous pages


Clamping plate

Clamping plate set with stop rail 720 mm


- ▶ Quickly and easily fitted on the machine tables of drilling or milling machines
- ▶ Clamping elements and stop modules can be freely positioned and clamped without tools
- ▶ The table extension is attached to the side mounting rails and extends the clamping plate to the left, right or front



Scope of delivery:
 > Clamping plate
 > 720 mm stop rail



Adapter plate with clamp, horizontal



Machine vice can be clamped on table



Application example with stop rail

Model	Clamping plate set
Article no.	5190015
Technical specifications	
Dimensions (L x W x H)	450 x 400 x 50 mm
Weight	8.9 kg

Accessories



Complete range of accessories on previous pages

Planing

Spindle moulder

Feeds

Saws

Edge banding

Grinders & Sanders

Extraction units

Lathes

Shop equipment

Wood splitting machines

Vertical firewood splitter

New

HSE Series – Wood splitting machines for demanding users with up to 30 t splitting force.
With electric motor, PTO or combined PTO/electric drive

- ▶ Vertical design for splitting short pieces of wood
- ▶ Robust and solid design
- ▶ Impact-resistant and scratch-proof due to premium powder coating
- ▶ Fast splitting height adjustment without tools
- ▶ Low base plate for easy, fatigue-free loading of large logs
- ▶ Phase changer for all 400 V models
- ▶ Convenient to transport thanks to chassis with large rubber wheels as factory standard
- ▶ Space-saving storage due to easily retractable cylinder
- ▶ High-performance industrial hydraulics system
- ▶ Two-hand safety switch
- ▶ With split wood holder

Available as of
end of 10/2018



HSE 16-1100



HSE 16-1100



Model	HSE 16-1100 with electric drive	HSE 16-1100 Z with PTO shaft drive	HSE 16-1100 ZE with PTO shaft and electric drive	HSE 22-1100 with electric drive	HSE 22-1100 Z with PTO shaft drive	HSE 22-1100 ZE with PTO shaft and electric drive
Art. no.	5981016	5981017	5981018	5981022	5981023	5981024

Technical specifications		HSE 16-1100	HSE 16-1100 Z	HSE 16-1100 ZE	HSE 22-1100	HSE 22-1100 Z	HSE 22-1100 ZE
Max. splitting force	T	15.3	15.3	15.3	23.4	23.4	23.4
Cylinder stroke	mm	948	948	948	948	948	948
Splitting length	mm	1100	1100	1100	1100	1100	1100
Split material diameter	mm	300	300	300	350	350	350
Advance speed	mm/s	46-142	46-142*	46-142*	43-105	43-105*	43-105*
Return speed	mm/s	64	64*	64*	75	75*	75*
Drive		Electric motor	PTO shaft	PTO shaft+motor	Electric motor	PTO shaft	PTO shaft+motor
Drive power 50 Hz	kW	4.5	–	4.5	5.1	–	5.1
Electrical connection	V	400	–	400	400	–	400
PTO shaft speed	rpm	–	540	540	–	540	540
Min. tractor output	PS	–	> 7.7	> 7.7	–	> 10.7	> 10.7
Three-point hitch		–	Cat. I & II	Cat. I & II	–	Cat. I & II	Cat. I & II
Weight	kg	274	244.2	272	296.5	282	319.9
Dimensions	mm	1 050 x 1 550 x 2 500	1 050 x 1 700 x 2 500	1 050 x 1 700 x 2 500	1 050 x 1 550 x 2 500	1 050 x 1 700 x 2 500	1 050 x 1 700 x 2 500
Height of bearing adjustment	mm	2000	2000	2000	2000	2000	2000

*Speed varies as it depends on the propulsion source (tractor) output

New

Models HSE 16-1100 and HSE 22-1100

- ▶ Convenient to transport with manual tow-bar thanks to factory standard carriage with extra-large pneumatic tyres and additional support wheel
- ▶ With mechanical log hoist

Models HSE 22-1100 ZE and HSE 30-1100 ZE

- ▶ Convenient to transport thanks to chassis with large rubber wheels and additional support wheel as factory standard
- ▶ With mechanical log hoist

Available as of
end of 10/2018

22.0 t



HSE 22-1100 ZE

30.0 t



HSE 30-1100 ZE

Including **NEW**
GUARD
EN standard 609-1
since 1-7-2018

New

HSE 5-520 KH – Horizontal firewood splitter
With electric motor for demanding users

- ▶ Closed and safe splitting area for more safety thanks to legally prescribed splitter protection device
- ▶ Easily transportable thanks to transport handles and carriage
- ▶ Usable on a workbench thanks to horizontal design; removes the need to set up the wood vertically – ideal for extended, virtually fatigue-free working
- ▶ Small footprint
- ▶ Easily manageable two-handed safety switch for maximum user safety
- ▶ Stable, torsion-free steel construction

Available from
11/2018

5.0 t

230 V

2.2 kW






Model	HSE 5-520 KH	
Art. no.	5981005	
Technical specifications		
Splitting force max.	T	5
Advance stroke	mm/s	37
Return stroke	mm/s	61.7
Cylinder stroke max.	mm	375
Splitting length max.	mm	520
Max. split material diameter	mm	250
Drive	Electric motor	
Motor output	kW	2.2
Electrical connection	V	230
Dimensions (L x W x H)	mm	1 160 x 425 x 610
Weight	kg	50

Model	HSE 30-1100 Z with PTO shaft drive	HSE 30-1100 ZE with PTO shaft and electric drive
Art. no.	5981030	5981031

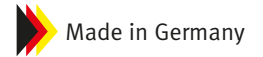
Technical specifications		HSE 30-1100 Z with PTO shaft drive	HSE 30-1100 ZE with PTO shaft and electric drive
Max. splitting force	T	26.1	26.1
Cylinder stroke	mm	948	948
Splitting length	mm	1100	1100
Split material diameter	mm	350	350
Advance speed	mm/s	37-125*	37-125*
Return speed	mm/s	67*	67*
Drive		PTO shaft	PTO shaft+motor
Drive power 50 Hz	kW	-	5.5
Electrical connection	V	-	400
PTO shaft speed	rpm	540	540
Min. tractor output	PS	> 16	> 16
Three-point hitch		Cat. I & II	Cat. I & II
Weight	kg	333	373.1
Dimensions	mm	1 100 x 1 500 x 2 500	1 100 x 1 500 x 2 500
Height of bearing adjustment	mm	2000	2000

*Speed varies as it depends on the propulsion source (tractor) output

Accessories	HSE 5-520 KH Art no. 5981005	HSE 16-1100 Art no. 5981016	HSE 16-1100 Z Art no. 5981017	HSE 16-1100 ZE Art no. 5981018	HSE 22-1100 Art no. 5981022	HSE 22-1100 Z Art no. 5981023	HSE 22-1100 ZE Art no. 5981024	HSE 30-1100 Z Art no. 5981030	HSE 30-1100 ZE Art no. 5981031
 Articulated shaft without slip clutch 860 mm, category II Art no. 5990014			●	●		●	●	●	●
 5 l hydraulic oil HYS 46 Art no. 5999000	●	●	●	●	●	●	●	●	●
 Sawbuck SB 1 Art no. 5900008	●	●	●	●	●	●	●	●	●

Conveyor belt

FB 4500 – Conveyor belt for time-saving conveying of firewood immediately after cutting



- ▶ Variable height adjustment to loading height of various means of transport
- ▶ Tilt adjustment from 5° to 45° via winch with large handwheel

- ▶ Safe and easy folding in and out via winch with wheel support
- ▶ Fast and easy setup and removal. Can be handled by one person

- › Conveying length 4.50 m
- › Conveying height up to 3.50 m continuously adjustable
- › Operation, setup and removal can be handled by one person



Figure shows conveyor belt FB 4500 with rocker circular saw HWS 701

Figure shows conveyor belt FB 4500 in transport and storage position

Model	FB 4500		Features
Art. no.	5964500		Transport wheels with pneumatic tyres (Ø 400 mm)
Technical data			Fully-galvanized conveying trough
Conveyor belt width	mm	250	Steel carrier
Conveying length	mm	4 500	
Belt speed	m/s	0.8	
Tilt adjustment (manual winch)			
Conveying height at 5°			
Conveying height at 5°	mm	700	
Conveying height at 45°	mm	3 400	
Total length in working position 5°	mm	4 800	
Total length in working position 45°	mm	3 700	
Total length in working position 5°/45°	mm	1 100	
Total height in working position 5°	mm	2 130	
Total height in working position 45°	mm	3 500	
Rated power drive motor	kW	1.10	
Electrical connection 50 Hz	V	400	
Dimensions (L x W x H)	mm	2 770 x 1 100 x 2 130	
Weight	kg	245	


Accessories



Model	Chassis for ball head coupling, tow bar with support wheel
Art. no.	5971010

Model	Chassis for tractor towing eye, tow bar with support wheel
Art. no.	5971011

HWSE 700 K – Rocker circular saw with direct drive

 Made in Germany

- ▶ Closed and safe sawing area for more safety thanks to legally prescribed saw protection device
- ▶ Barbs punched into the rocker stop the wood twisting
- ▶ Rugged, torsionally stiff steel frame
- ▶ Chassis for ease of transport
- ▶ Impact-, scratch- and weather-proof powder coating
- ▶ Phase changer



**Powerful
5.0 kW
industrial
motor**



Including **NEW**
GUARD
EN standard 609-1
since 1-7-2018



Scope of delivery:
HM saw blade Ø 700 mm

Available from
12/2018

Model		HWSE 700K
Art. no.		5960702

Technical data		
Saw blade Ø	mm	700
Full cutting of round timber	mm	250
Working height	mm	700
Saw band speed	rpm	1 400
Drive		Direct drive electric motor
Drive power 50 Hz	kW	5
Electrical connection	V	400
Dimensions (L x W x H)	mm	1 030 x 770 x 1 095
Weight	kg	92.7

Rocker circular saws

New





 Made in Germany

HWS series – direct drive rocker circular saws

- ▶ Closed and safe sawing area for more safety thanks to legally prescribed saw protection device
- ▶ Rugged, torsionally stiff steel frame
- ▶ Robust and powerful circular saw motor
- ▶ Energy-saving work thanks to ideal rocker pivot point
- ▶ Chassis for ease of transport
- ▶ Impact-resistant, scratch- and weather-proof due to premium powder coating
- ▶ Phase changer for all 400 V models

HWS 505 K 230 V / HWS 505 K 400 V

- ▶ Supplied partly assembled
- ▶ 230 V or 400 V available

-  505 mm
-  230 V
-  400 V
-  2.6 kW

Including **NEW**
GUARD
EN standard 609-1
since 1-7-2018



Cutting heights



Scope of delivery HWS 505 K:
Carbide saw blade Ø 505 mm / 40 teeth

Scope of delivery HWS 720 K:
Carbide saw blade Ø 700 mm / 42 teeth

HWS 720 K

- ▶ Supplied partly assembled

-  700 mm
-  400 V
-  4.5 kW

Including **NEW**
GUARD
EN standard 609-1
since 1-7-2018


Saw blade



Made in Germany



Cutting heights



Model		HWS 505 K 230 V	HS 505 K 400 V	HWS 720 K
Art. no.		5965505	5965506	5965721
Technical data				
Saw blade diameter	mm	500 / 505	500 / 505	700
Max. cutting performance in round timber	mm	170	170	240
Max. cutting performance in firewood	mm	240 x 190	240 x 190	370 x 240
Motor speed	rpm	2 800	2 800	1 400
Current draw 50 Hz	kW	2.6	3	4.5
Electrical connection	V	230	400	400
Drive		Direct drive electric motor	Direct drive electric motor	Direct drive electric motor
Working height	mm	850 – 1150	850 – 1150	850 – 1150
Rocker support	mm	735	735	735
Dimensions (L x W x H)	mm	860 x 775 x 990	860 x 775 x 990	1 270 x 730 x 1 130
Weight	kg	75 kg	75 kg	100 kg

 Made in Germany

HWS 701 K (5.2 kW) / HWS 702 K (7.5 kW)

Rocker extension with cutting length display for easy cutting of equal wood lengths
 ▶ Supplied pre-assembled



Including 
GUARD
 EN standard 609-1 since 1-7-2018

Saw blade

Made in Germany

Including
Rocker extension



Scope of delivery HWS 701:
 Carbide saw blade Ø 700 mm / 42 teeth
 Rocker extension

Scope of delivery HWS 702:
 Carbide saw blade Ø 700 mm / 42 teeth
 Rocker extension

HWS 701 S (5.2 kW) / HWS 702 S (7.5 kW)

- ▶ Safe working due to movable handle for fixing the material to be cut in the rocker, thus easier movement of the rocker even when fully loaded
- ▶ Rocker extension with cutting length display for easy cutting of equal wood lengths
- ▶ Supplied pre-assembled




Including 
GUARD
 EN standard 609-1 since 1-7-2018

Saw blade

Made in Germany

Including
Rocker extension



Model		HWS 701 K	HWS 702 K	HWS 701 S	HWS 702 S
Art. no.		5966701	5966702	5963703	5963710
Technical data					
Saw blade diameter	mm	700	700	700	700
Max. cutting performance in round timber	mm	240	240	240	240
Max. cutting performance in firewood	mm	370 x 240	370 x 240	370 x 240	370 x 240
Motor speed	rpm	1 380	1 400	1 380	1 400
Current draw 50 Hz	kW	5.2	7.5	5.2	7.5
Electrical connection	V	400	400	400	400
Drive		Direct drive electric motor	Direct drive electric motor	Direct drive electric motor	Direct drive electric motor
Working height	mm	850 – 1150	850 – 1150	850 – 1150	850 – 1150
Rocker support	mm	735	735	735	735
Dimensions (L x W x H)	mm	1 270 x 730 x 1 130	1 270 x 730 x 1 130	1 270 x 730 x 1 130	1 270 x 730 x 1 130
Weight	kg	117	121.5	123.5	128

Rocker circular saws

New

 Made in Germany

HWSR series – belt driven rocker circular saws

- ▶ Closed and safe sawing area for more safety thanks to legally prescribed saw protection device
- ▶ Robust design with belt drive allows for greater cutting depth and particularly high cutting volume
- ▶ Barbs punched into the rocker stop the wood twisting
- ▶ Rugged, torsionally stiff steel frame

HWSR 701 K (5.2 kW)


- ▶ Robust and powerful circular saw motor
- ▶ Chassis for ease of transport



Including **NEW**
GUARD
EN standard 609-1
since 1-7-2018

Saw blade
 Made in Germany

Including
Rocker extension



Scope of delivery HWS 701:
Carbide saw blade Ø 700 mm / 42 teeth
Rocker extension

HWSR 702 K (7.5 kW)

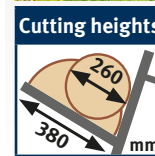
- ▶ Robust and powerful circular saw motor
- ▶ Chassis for ease of transport



Including **NEW**
GUARD
EN standard 609-1
since 1-7-2018

Saw blade
 Made in Germany

Including
Rocker extension



Scope of delivery HWS 702:
Carbide saw blade Ø 700 mm / 42 teeth
Rocker extension

Model		HWSR 701 K	HWSR 702 K
Art. no.		5966770	5966772
Technical specifications			
Saw blade diameter	mm	700	700
Max. cutting performance in round timber	mm	250	250
Max. cutting performance in firewood	mm	370 x 250	370 x 250
Motor speed	rpm	1 380	1 400
Current draw 50 Hz	kW	5.2	7.5
Electrical connection	V	400	400
Drive		Electric motor with belt drive	Electric motor with belt drive
Working height	mm	850 – 1150	850 – 1150
Rocker support	mm	735	735
Dimensions (L x W x H)	mm	1 060 x 820 x 1 150	1 060 x 820 x 1 150
Weight	kg	152	156

Made in Germany

- ▶ Energy-saving work thanks to ideal rocker pivot point
- ▶ Rocker extension with cutting length display for easy cutting of equal wood lengths
- ▶ Chassis for ease of transport
- ▶ Impact-resistant, scratch- and weather-proof due to premium powder coating
- ▶ Phase changer for all 400 V models
- ▶ Supplied pre-assembled

HWSR 701 Z K

- ▶ PTO shaft
- ▶ Three-point hitch cat. I and II



Including **NEW**
GUARD
EN standard 609-1 since 1-7-2018

Saw blade
Made in Germany

Including
Rocker extension



HWSR 701 ZE K


- ▶ Combined PTO shaft/electric drive
- ▶ Robust and powerful circular saw motor
- ▶ Three-point hitch cat. I and II



Including **NEW**
GUARD
EN standard 609-1 since 1-7-2018

Saw blade
Made in Germany

Including
Rocker extension



Scope of delivery HWS 701:
Carbide saw blade Ø 700 mm / 42 teeth
Rocker extension

Model		HWSR 701 Z K	HWSR 701 ZE K
Art. no.		5966773	5966774
Technical data			
Saw blade diameter	mm	700	700
Max. cutting performance in round timber	mm	250	250
Max. cutting performance in firewood	mm	370 x 250	370 x 250
Motor speed	rpm	–	1 380
Current draw 50 Hz	kW	–	5.2
Electrical connection	V	–	400
Drive		PTO shaft with belt drive	PTO shaft / electric motor with V-belt drive
Working height	mm	850 – 1150	850 – 1150
Rocker support	mm	735	735
Dimensions (L x W x H)	mm	1 410 x 900 x 1 150	1 500 x 900 x 1 150
Weight	kg	171	217

Roller conveyor circular saw

New

HRTS series – mobile table saw with direct drive or belt driven

Made in Germany

- ▶ Closed and safe sawing area for more safety thanks to legally prescribed saw protection device
- ▶ Safe work through moving handle for clamping the material to be cut
- ▶ Ball-bearing borne, steel sheet sliding table for permanent free movement
- ▶ Robust and powerful circular saw motor
- ▶ Rugged, torsionally stiff steel frame
- ▶ Impact-resistant, scratch- and weather-proof due to premium powder coating
- ▶ Phase changer for all 400 V models
- ▶ Supplied pre-assembled

HRTS 701 K

- ▶ Direct drive
- ▶ Chassis for ease of transport

- 700 mm
- 400 V
- 5.2 kW

Including **NEW**
GUARD
EN standard 609-1
since 1-7-2018

Including **NEW**
GUARD
EN standard 609-1
since 1-7-2018



Cutting height



230 mm

HRTSR 701 K

- ▶ Robust design with belt drive allows for greater cutting depth and particularly high cutting volume

- 700 mm
- 400 V
- 5.2 kW

Including **NEW**
GUARD
EN standard 609-1
since 1-7-2018

Including **NEW**
GUARD
EN standard 609-1
since 1-7-2018



Cutting height






250 mm

Scope of delivery HRTS 701 K:
Carbide saw blade Ø 700 mm / 42 teeth

Scope of delivery HRTSR 701 K:
Carbide saw blade Ø 700 mm / 42 teeth

Model		HRTS 701 K	HRTSR 701 K
Art. no.		5966705	5966706
Technical data			
Saw blade diameter	mm	700	700
Max. cutting performance table	mm	230	250
Speed	rpm	1 380	1 380
Current draw 50 Hz	kW	5.2	5.2
Electrical connection	V	400	400
Drive		Direct drive electric motor	Electric motor with belt drive
Table length	mm	1 400	1 400
Table width	mm	850	850
Working height	mm	850	850
Dimensions (L x W x H)	mm	1 420 x 860 x 1 1250	1 460 x 855 x 1 210
Weight	kg	149	172



Model	HWS 505 Art no. 5963505	HWSE 700 Art. no. 5960700SET	HWS 701 Art no. 5963700	HWS 701 S Art no. 5963703	HWS 702 Art no. 5963701	HWS 702 Z Art no. 5963702	HWSR 700 Art no. 5963770	HWSR 700 Z Art no. 5963771	HWSR 700 ZE Art no. 5963772	HRTS 701 Art no. 5963704	HRTS 701 S Art no. 5963705	HRTS 701 K Art no. 5966705	HRTSR 701 K Art no. 5966706
 Wood cutting circular saw blade carbide 505 mm, 40 teeth, blade thickness 3.8 mm, bore Ø 30 mm Art no. 5970056	●												
 Wood cutting circular saw blade chromium steel 700 mm, 56 teeth, blade thickness 3.2 mm, bore Ø 30 mm Art no. 5970070		●	●	●	●	●	●	●	●	●	●	●	●
 Wood cutting circular saw blade carbide 700 mm, 46 teeth, blade thickness 4.2 mm, bore Ø 30 mm Art no. 5970170		●	●	●	●	●	●	●	●	●	●	●	●

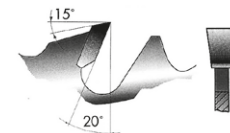
Model	Carbide (longitudinal cutting flat tooth with shaving deflector and expansion slots), rough cut quality
Art. no.	5970056
Technical data	
diameter	505 mm
Tooth count	T40
Blade width	3.8 mm
Bore Ø	30 mm




Model	Wood-cutting circular saw blades, Chrome steel (Wolf tooth), rough cutting quality
Art. no.	5970070
Technical data	
diameter	700 mm
Tooth count	T56
Blade width	3.2 mm
Bore Ø	30 mm



Model	Carbide (longitudinal cutting flat tooth with shaving deflector and expansion slots), rough cut quality
Art. no.	5970170
Technical data	
diameter	700 mm
Tooth count	T46
Blade width	4.2 mm
Bore Ø	30 mm



YOU WILL FIND MORE PRODUCTS IN OUR MAIN CATALOGUES



optimum-maschinen.com



optimum-maschinen.com



metallkraft-machines.com



holzkraft-machines.com



cleancraft.eu



en.unicraft.de



aircraft-kompressoren.com



schweisskraft.com

DISCOVER OUR PRODUCT VIDEOS NOW!



Are you familiar with our YouTube channel, **Stürmer Maschinen GmbH**?

You can view all of our product videos here, sorted by brand. We always seek to offer you a **wide range and high quality selection of videos**.

Subscribe to our YouTube channel, to avoid missing any of the new videos: www.stma.de/youtube-en

Your specialist retailer:



Sales Germany:

HOLZKRAFT/HOLZSTAR - Stürmer Maschinen GmbH
Dr. Robert-Pfleger-Str. 26
96103 Hallstadt/Germany

Phone: +49 (0) 9 51 - 96 555 - 0

Fax: +49 (0) 9 51 - 96 555-55

email: info@holzkraft-maschinen.de



www.holzkraft.de



www.holzstar.de

Manufacturing and distribution in

Aircraft Kompressorenbau GmbH

Gewerbestraße Ost 6

4921 Hohenzell / Austria

Phone: +43 (0) 77 52 - 70 929 - 0

Fax: +43 (0) 77 52 - 70 929 - 99

email: info@aircraft.at

Web: www.aircraft.at

- These offers are intended exclusively for business owners, retailers and tradespersons who are making a purchase in pursuit of their profession or self-employment. This is an explicit **CONDITION FOR THE CONCLUSION OF A CONTRACT**. Consumers are not eligible to purchase as per Section 13 BGB (German Civil Code).
- The publication of this catalogue renders all previous price lists invalid.
- Prices are recommended retail prices, subject to change, in €, plus statutory VAT, plus packaging, shipping, transportation, unloading, installation and training costs as applicable.
- We accept no liability for printing errors, mistakes or incorrect representation.
- Technical and visual changes reserved.
- Some illustrations show optional accessories.
- Delivery is effected solely on the basis of our terms of delivery and payment.
- All items are sold through specialist retailers.
- The goods shall remain our property until payment has been received in full.
- Our retention of title shall remain valid in case of sale to a third-party.
- Legal warranty conditions apply for businesses.
- Copying and reproduction in full or in part is subject to written approval by us.
- Please note that transport packaging surcharges apply for some machines in this catalogue to cover transport units, packaging and packaging overheads. These machines are appropriately marked in the catalogue.
- The transport packaging lump sums are as defined in the following table: